



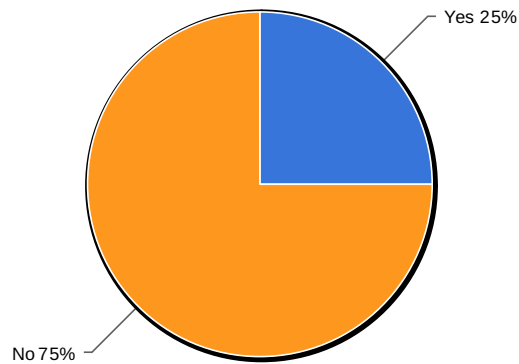
McNeese State University Summary

Survey: 2013 National Internship and Co-op Study

1. Indicate how helpful each of the following resources has been in your search for an internship / co-op. (If you have not used the source, check the "Have Not Used".)

	Have Not Used	Not Very Helpful	Somewhat Helpful	Modestly Helpful	Very Helpful	Extremely Helpful	Responses
Faculty	45.4% 74	4.3% 7	12.9% 21	9.2% 15	15.3% 25	12.9% 21	163
Academic advisor	40.9% 67	8.5% 14	4.9% 8	10.4% 17	17.7% 29	17.7% 29	164
Intern / co-op advisor	70.1% 115	4.3% 7	3.7% 6	5.5% 9	8.5% 14	7.9% 13	164
Career advisor	69.5% 114	3.7% 6	3.7% 6	5.5% 9	10.4% 17	7.3% 12	164
Fellow student in program	56.1% 92	5.5% 9	9.1% 15	10.4% 17	11.0% 18	7.9% 13	164
Friend or acquaintance	44.5% 73	6.1% 10	10.4% 17	14.0% 23	15.2% 25	9.8% 16	164
Parent(s) or guardian	54.9% 90	8.5% 14	11.6% 19	6.1% 10	9.1% 15	9.8% 16	164
Relatives / close family friends	53.0% 87	7.9% 13	6.7% 11	9.8% 16	12.8% 21	9.8% 16	164
Alumni of my institution	71.3% 117	3.7% 6	5.5% 9	4.3% 7	9.8% 16	5.5% 9	164
Campus career fair	65.2% 107	4.9% 8	9.1% 15	6.7% 11	9.1% 15	4.9% 8	164
Campus internship fair	79.3% 130	5.5% 9	4.9% 8	4.3% 7	4.3% 7	1.8% 3	164
Off-campus employment fair	81.0% 132	4.3% 7	3.1% 5	4.3% 7	5.5% 9	1.8% 3	163
Campus employer / career system	75.6% 124	4.3% 7	6.1% 10	4.9% 8	6.7% 11	2.4% 4	164
On-campus employer information session	82.8% 135	3.7% 6	4.9% 8	4.9% 8	3.1% 5	0.6% 1	163
Posting on an internship job board website (internships.com, etc.)	66.5% 109	4.9% 8	7.3% 12	9.1% 15	7.9% 13	4.3% 7	164
Social network (Facebook, LinkedIn, Twitter, etc.)	62.6% 102	8.0% 13	9.8% 16	9.8% 16	5.5% 9	4.3% 7	163
Company / organization website	59.9% 97	4.9% 8	9.3% 15	9.9% 16	9.9% 16	6.2% 10	162
Email announcement	41.1% 67	6.7% 11	11.7% 19	14.1% 23	12.9% 21	13.5% 22	163
Academic department announcement	51.5% 84	8.6% 14	7.4% 12	12.3% 20	10.4% 17	9.8% 16	163

2. Is there a specific person who has helped guide you in your search for an internship / co-op?

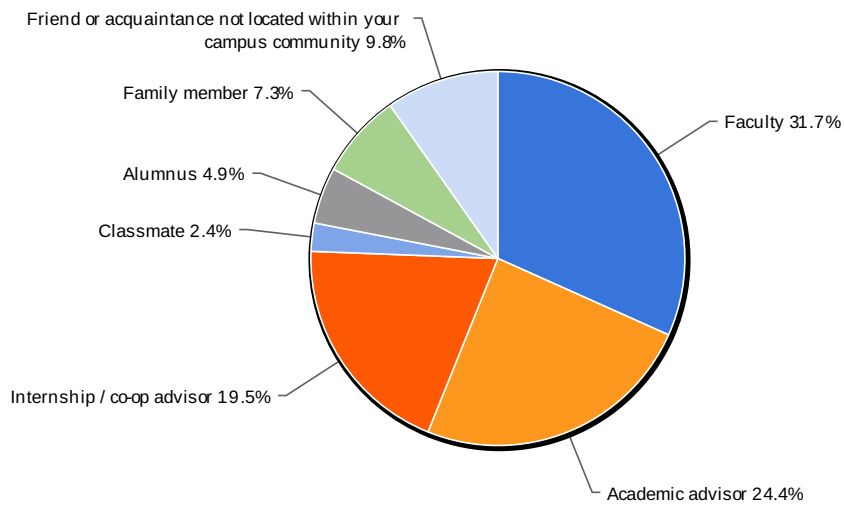


2. Is there a specific person who has helped guide you in your search for an internship / co-op?

Value	Count	Percent %
Yes	41	25.0%
No	123	75.0%

Statistics	
Total Responses	164

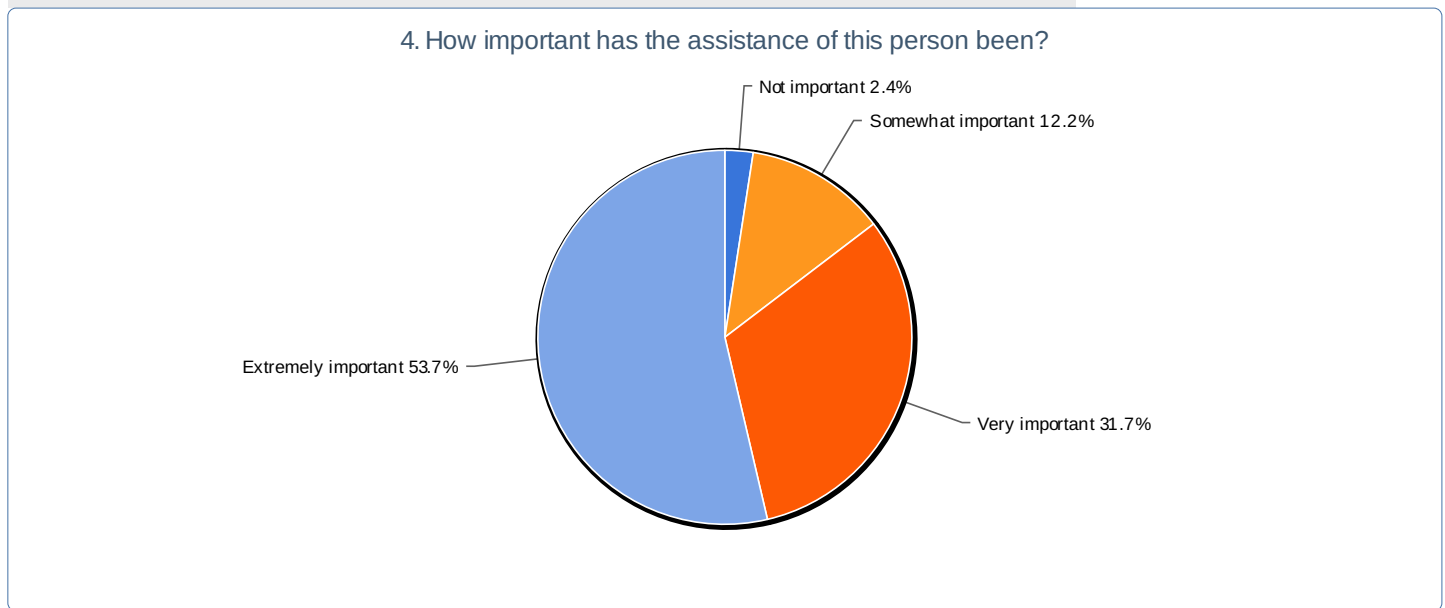
3. Please indicate to which group this individual belongs:



3. Please indicate to which group this individual belongs:

Value	Count	Percent %
Faculty	13	31.7%
Academic advisor	10	24.4%
Internship / co-op advisor	8	19.5%
Career advisor	0	0.0%
Classmate	1	2.4%
Alumnus	2	4.9%
Family member	3	7.3%
Traditional Contact	0	0.0%
Social Network Contact	0	0.0%
Friend or acquaintance not located within your campus community	4	9.8%
Other	0	0.0%

Statistics	
Total Responses	41



4. How important has the assistance of this person been?

Value	Count	Percent %
Not very important	0	0.0%
Not important	1	2.4%
Somewhat important	5	12.2%
Very important	13	31.7%
Extremely important	22	53.7%

Statistics	
Total Responses	41
Sum	179.0
Avg.	4.4
StdDev	0.8
Max	5.0

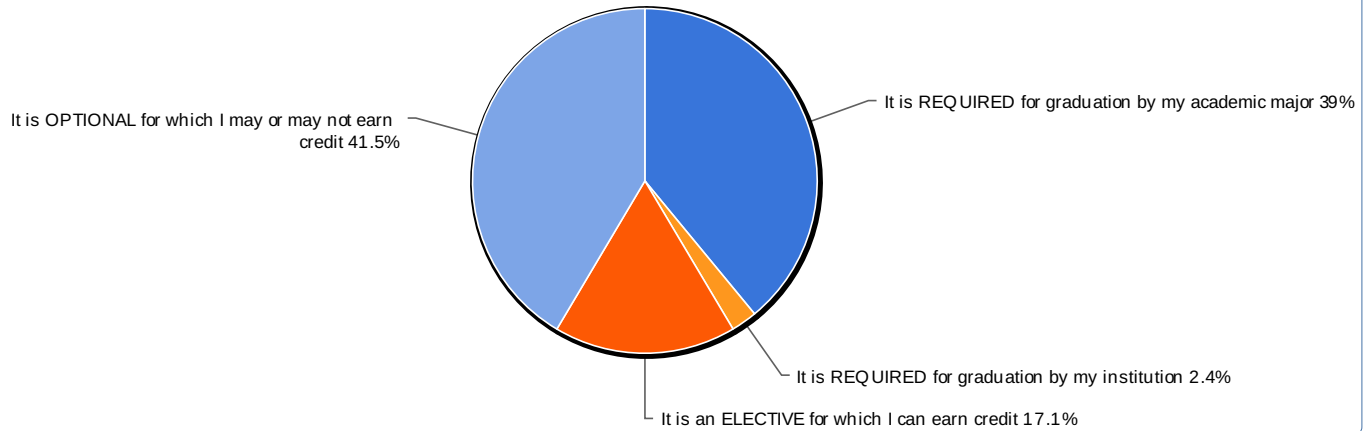
5. What specifically could employers do to gain visibility on campus? (Optional.)

Count	Response
1	Accept resumes and do interviews at career fairs
1	Actually care about incoming students
1	Advertise more where the students can see it.
1	Ask that they send out emails more than once to get students attention.
1	Better advertisement, Contract me to create colorful eye catching ads.
1	Email and inform related professor about the internship
1	Events held at a larger variety of times.
1	Include more on campus visits along with email follow ups for those interested
1	It will do well to have an older students support group on campus.
1	Job Fairs are very helpful.
1	Let more undergraduate students know how to start and the requirements.
1	More personal interactions and frequent visits.
1	Post announcements and send out emails.
1	Put out more info and send to specific dept. heads.
1	Send emails and have several announcements that explain when they are coming and specifically why
1	There are career fair opportunities. I have not had the chance to attend any of these, yet.
1	They could send emails, and have more information posted on campus.
1	Try to get more individual attention from the students in that concentrated area
1	Visit the campus and mingle with the students.
1	create a way to get the word out to students via text
1	have a semester class or seminar(s) that could earn us at least a credit toward our degree plan.
1	offer rewards to coming to career fair, snacks, prizes
1	send online messages to students, flyers, use media, etc.
1	They could start of by introducing the internship in the freshman orientations, and they could do better advertisements on campus to let people aware of the events.
1	Employers can make there appearance known around campus so that students seeking internships know that they are there .
1	Speak to the professors. For example, a professor takes at least 2 separate lecture periods to discuss internships, jobs, further education after graduation, etc.(and how much they will benefit the student). He is not asking for time out of their day- as the discussion is during lecture. He holds authority over the class, helping to encourage attention to the matter. Finally, he allows for questions and office time to discuss future plans, further education, etc.
1	Give presentations not only at career fairs, but also in classroom settings. Not all students have time to visit the career fairs hosted on campus. This also gives a more relaxed setting for employers to answer questions and become better acquainted with potential employees.
1	Attend the campus career fair, as well as the intern fair. Additionally, emails about intern opportunities are frequently sent out informing students about newly posted internships and their qualifications.
1	Employers can email students information about dates and time when company will be excepting intern/co-op.
1	Get seen more. Focus certain employers in specific majors. I'm an exercise science major, I don't really take interest in business related fields or insurance companies, which is what I see a lot of. Show me employers, internship/co-op that relates specifically to my field. Exercise Science is becoming a popular area of study, so there needs to be more advertisement on that. It's hard to hear about internship openings up in pre-physical therapy or pre-occupational therapy because there is not promotion of it.
1	Make sure to get out the internship announcement early, especially one-semester ones. I really was peeved to find other parts of campus offering a graphic design internship for one semester after getting an internship in another place for a year one. I am graduating this semester and having to take two extra classes next spring to finish it up, but still happy for the internship as I have learned a lot. Also, use more than just email to get the word out. Posters offering employment and internships are allowed on most campus and work better at reaching students, especially art students who practically live in the art department.

1	I feel that one way employers could gain visibility on campus is to put up signs all over and not just in the building dedicated to the building that holds classes that are more geared towards their field.
1	I think in the engineering field most companies do a great job. They are present at career fairs and work with career services to make students aware of opportunities.
1	Visit specific departments and host speaker sessions once or twice a month depending on the field.
1	Include Animal Science employers in career fairs. There was not a single person at the fair that I could talk to about my future, unless I was looking for fast food.
1	Make the process more transparent to all students, at least in the requisite department(s), and not to just faculty who all have their prime candidates in mind.
1	Send out flyers to department heads explains the company's internship options regarding your chosen degree.
1	Network with professors. Those willing to take time (both in and out of the classroom) to discuss plans leading to and following graduation- labs, internships, career choices for specific concentrations, requirements for advancing in one's field, etc.. Personally, I have been a student for many years- studying in several fields. In 2005, I began clinicals for a BSN. I do not recall preparatory discussions or Q and A sessions concerning the leap between 'the books' and application of care. I had to drop out within the first half of the semester because I could not stomach the idea of administering catheters, naso-gastric tubing, etc.. Had I been advised before the program, I may have saved money and time.
1	They could post flyers or send out emails. They could even get a table at the new ranch at McNeese and ask students who pass by.
1	Actually come to campus, come give a speech a presentation. I know I always looked forward to the few times someone cam to visit us personally during class.
1	Social media, more advertisements around town...jobs(most students have various jobs...I work at L'auberge). Social media being the biggest...actually come to the school and meet and greet. Sending an email with your life on a thread to someone you have yet to meet is very discouraging to some. Have question and answer sessions, I don't know...something. I'm not the professional here. Don't just leave your website around...send an engineer...
1	Come to campus more than just once or twice each semester for a career fair. Have activities on campus, host events, be a guest speaker in major core classes to help students understand how their education is going apply in the "real world." Don't try to push or persuade students in your recruiting tactics; tell them your personal story and actively listen to what the student has to say.
1	Submit their information and employment advertisements to the Office of Career Services on campus or to the appropriate department/college.
1	They could organize programs for students so that they will be reaching out to those who are interested.
1	Sponsor student organizations and events. Establish networking opportunities in addition to recruiting.
1	Allow one company to setup locations in 4 areas, cafeteria, cafeteria, engineering front entrance to the building, and near the parking garage. If you bump into them, you are more than likely to see how visible they are. Just posting a sign all over campus is not a very inviting or encouraging reminder. Get the professors to promote their arrivals and make it a competition where the professor wins something if they push enough students to attend. Life is competitive, get the whole campus involved, let the offices compete.
1	Have an internship available for things outside of the major for a student in college. For example a graphic design major can do an internship for a fashion company.
1	Visit as guest speakers if time allows, we have had various speakers in different nursing professions visit and speak with us about recruiting and job requirements.
1	Start with the younger students as well so we know what is being looked for by the time we are eligible.
1	Have their job opening posted on relevant university department notice board or else the university webpage should have a separate tab or link for external employment posting which is accessible for students as well as employers.
1	Employers should work the department heads and advisers to ensure that eligible students are being made aware of all possible opportunities by sending out emails or personal invites should a student fit the criteria necessary to fulfill the intern positions. Also, more students may be willing to work as an intern if the incentive were more than just college credit for their degree or program. Another benefit would be that the company offering the internship be flexible enough to work with class and other work schedules.
1	Social media and electronic communication are two very powerful tools to reach a large audience at one time. Employers could also reach out to their own part time team members that may be students for internships or mentoring programs.
1	Nursing school is very time consuming! Normally, when there is a presentation it is being presented while we are in clinic and can not attend! I believe more students would attend if the timing was better.

- 1 Speak in intro level class geared towards the type of people they will be looking for and what students need to do to better their chances in the future. Also, go to 300 and 400 classes to sell their internship program better; students have a lot going on during those last two years and are more focused on graduate schools then internships
- 1 I feel as if employers can make the opportunity known a little more through discussions in classes or even posting pamphlets or papers in buildings. I've only encountered one or two times where I've heard or talked to someone on campus about internships.

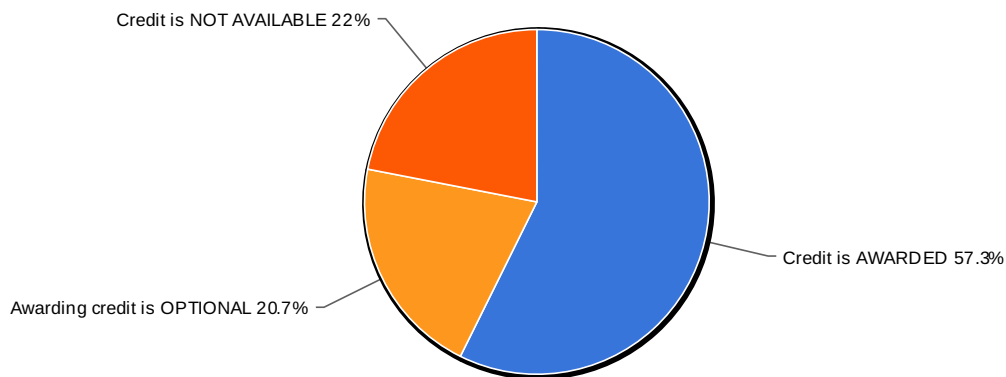
6. Which of the following best describes how internships / co-ops are incorporated into your academic program?



6. Which of the following best describes how internships / co-ops are incorporated into your academic program?

Value	Count	Percent %	Statistics	
It is REQUIRED for graduation by my academic major	64	39.0%	Total Responses	164
It is REQUIRED for graduation by my institution	4	2.4%		
It is an ELECTIVE for which I can earn credit	28	17.1%		
It is OPTIONAL for which I may or may not earn credit	68	41.5%		

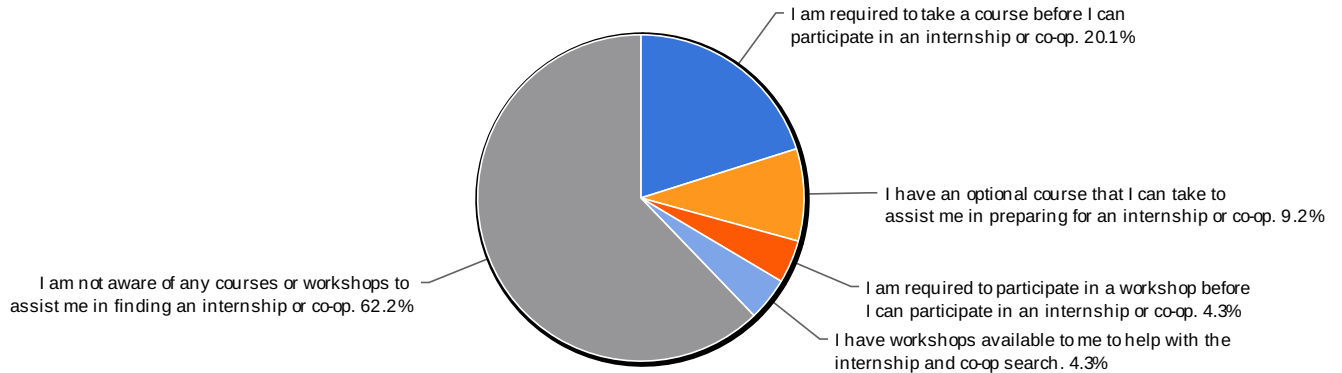
7. Which best describes how your institution awards academic credit for internships / co-ops?



7. Which best describes how your institution awards academic credit for internships / co-ops?

Value	Count	Percent %	Statistics	
Credit is AWARDED	94	57.3%	Total Responses	164
Awarding credit is OPTIONAL	34	20.7%		
Credit is NOT AVAILABLE	36	22.0%		

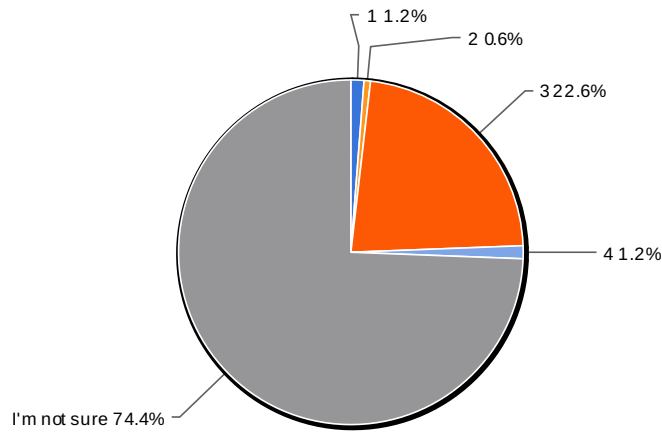
8. In preparation for your internship experience or to assist you in searching for an internship you may have a course, seminar, or workshop available to you. Which of the following best describes the options available to you:



8. In preparation for your internship experience or to assist you in searching for an internship you may have a course, seminar, or workshop available to you. Which of the following best describes the options available to you:

Value	Count	Percent %	Statistics	
I am required to take a course before I can participate in an internship or co-op.	33	20.1%	Total Responses	164
I have an optional course that I can take to assist me in preparing for an internship or co-op.	15	9.2%		
I am required to participate in a workshop before I can participate in an internship or co-op.	7	4.3%		
I have workshops available to me to help with the internship and co-op search.	7	4.3%		
I am not aware of any courses or workshops to assist me in finding an internship or co-op.	102	62.2%		

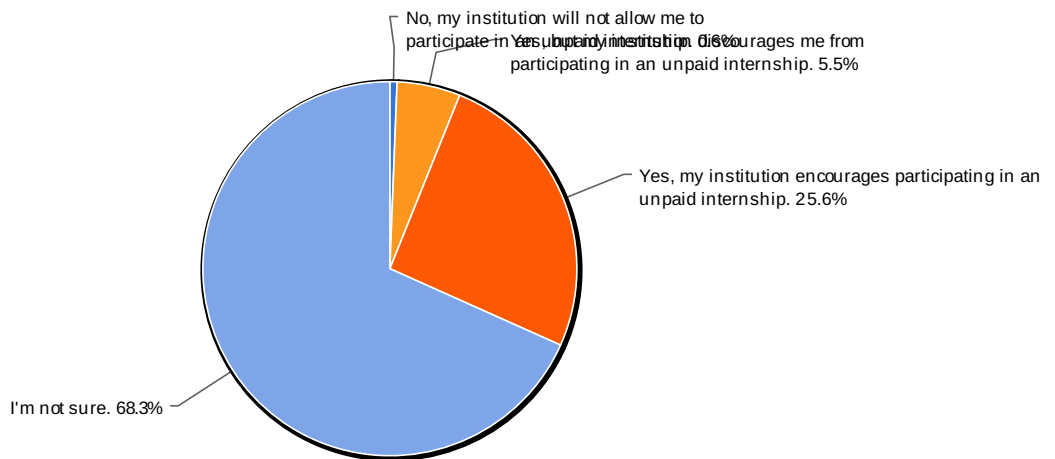
9. What is the total number of credits you can earn for an internship / co-op experience?



9. What is the total number of credits you can earn for an internship / co-op experience?

Value	Count	Percent %	Statistics	
1	2	1.2%	Total Responses	164
2	1	0.6%	Sum	123.0
3	37	22.6%	Avg.	2.9
4	2	1.2%	StdDev	0.5
I'm not sure	122	74.4%	Max	4.0

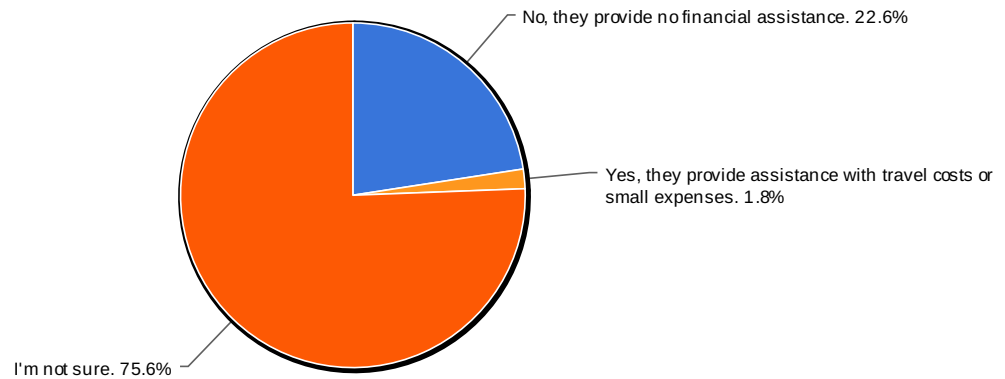
11. Does your institution allow you to participate in an unpaid internship?



11. Does your institution allow you to participate in an unpaid internship?

Value	Count	Percent %	Statistics	
No, my institution will not allow me to participate in an unpaid internship.	1	0.6%	Total Responses	164
Yes, but my institution discourages me from participating in an unpaid internship.	9	5.5%		
Yes, my institution encourages participating in an unpaid internship.	42	25.6%		
I'm not sure.	112	68.3%		

12. Does your institution provide any kind of monetary support for students participating in unpaid internships?

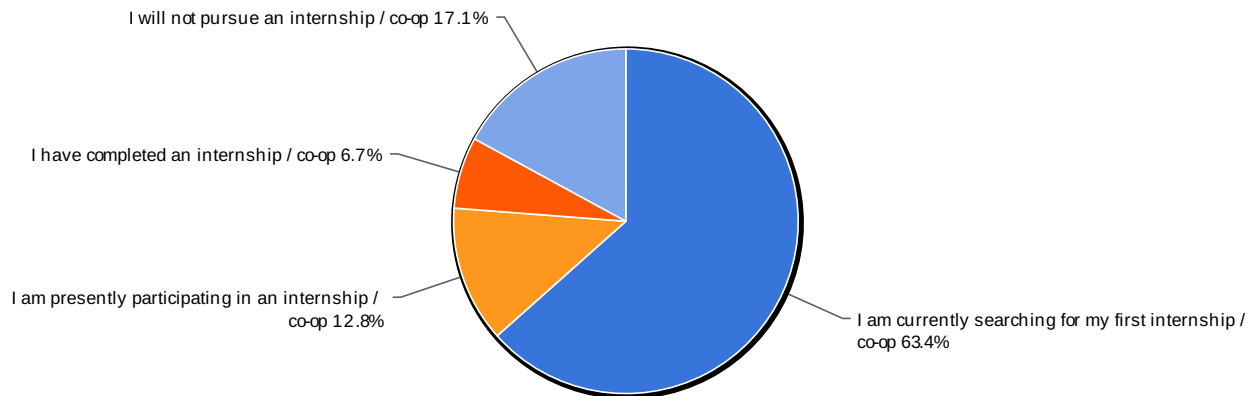


12. Does your institution provide any kind of monetary support for students participating in unpaid internships?

Value	Count	Percent %
No, they provide no financial assistance.	37	22.6%
Yes, they provide assistance with travel costs or small expenses.	3	1.8%
Yes, they provide a small stipend upon completion of the internship.	0	0.0%
I'm not sure.	124	75.6%

Statistics	
Total Responses	164

14. Which of the following statements best describes your current situation?
(Please check one.)



14. Which of the following statements best describes your current situation? (Please check one.)

Value	Count	Percent %
I am currently searching for my first internship / co-op	104	63.4%
I am presently participating in an internship / co-op	21	12.8%
I have completed an internship / co-op	11	6.7%
I will not pursue an internship / co-op	28	17.1%

Statistics	
Total Responses	164

15. To which you agree or disagree with the following statements about why you have not yet participated in an internship / co-op.

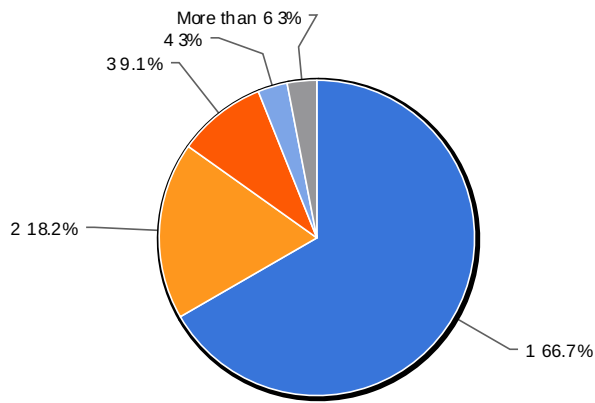
	Strongly Disagree	Moderately Disagree	Neutral	Moderately Agree	Strongly Agree	Responses
I do not have time because of work	43.9% 58	12.9% 17	12.9% 17	15.2% 20	15.2% 20	132
I have applied, but was not offered a position.	54.5% 72	6.1% 8	18.2% 24	6.8% 9	14.4% 19	132
I do not feel it is necessary	68.2% 90	9.8% 13	15.9% 21	3.0% 4	3.0% 4	132
I do not have access to transportation	77.3% 102	6.1% 8	6.8% 9	3.0% 4	6.8% 9	132
I am unclear of the overall benefits	27.3% 36	8.3% 11	22.0% 29	24.2% 32	18.2% 24	132
I do not have time because of academic course work.	22.0% 29	15.2% 20	22.7% 30	22.0% 29	18.2% 24	132
I do not have time because I am involved in too many school activities.	55.3% 73	18.9% 25	10.6% 14	6.8% 9	8.3% 11	132
I already know where I will be working	63.4% 83	12.2% 16	14.5% 19	3.1% 4	6.9% 9	131
I do not have access to interesting internships or co-ops close	32.6% 43	12.9% 17	26.5% 35	16.7% 22	11.4% 15	132
I already have work experience	36.4% 48	15.2% 20	20.5% 27	9.8% 13	18.2% 24	132
It is too early in my college experience for an internship or co-op.	39.7% 52	14.5% 19	21.4% 28	13.7% 18	10.7% 14	131

16. What experiences do you believe will be most helpful in preparing you for the career(s) you are interested in pursuing? (Optional.)

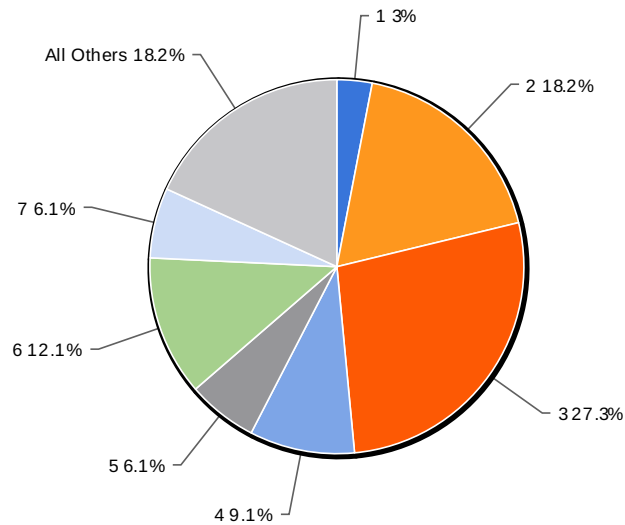
Count	Response
1	Any kind of hospital experiences.
1	Being able to sit with a person that does what I want to do with my degree on a daily basis.
1	Full exposure to the work environment practice and expectations
1	Hands on knowledge and critical thinking.
1	Health Care
1	I do not have any experience.
1	I have worked with children for over 20 years.
1	Internship in the Autism Clinic and Kay Dore.
1	Internships
1	Internships and volunteer experiences
1	Internships will be helpful for gaining work experience
1	More clinical time
1	On hand experience
1	On the job training.
1	Participating in internships
1	Real world situations
1	Working alongside professionals, hands on experience
1	Working in a related field of study.
1	Working with other professionals in the field.
1	You can read all about a subject but until it is applied in real life it is not as valued.
1	learning to work online as interns for companies
1	on the job experience
1	so far, only clinical rotations
1	I believe any sort of work in the Agribusiness field, whether that be business experiences or agriculture experience, will be benefit me greatly in the end and help with my future career.
1	Working in the lab, getting use to the different types of technology that will be involved in the job.
1	On campus employment and community projects required for course credit. I feel that I could have more experience in the creative aspect and a more broad experience in education.
1	I am not sure. I do know, though, that I need to begin generating some type of income soon. I am completing a BA degree in the Fall of 2014, and I am looking forward to becoming a BCBA. I have student loans, and I do not want to borrow any more. I would love to participate in a program which provides enough support for (1)tuition, books, fees, etc.(2)shelter and food (basics). I am thrifty, and I work best when I can give my total attention to the task at hand. I need an alternative to piling more debt, and a paid work-study or internship could be an excellent solution. It would not be wise of me to destroy my financial health (especially before I have even begun practicing).
1	The experiences that will be most helpful to me would be experience with animals and the day to day workings of either the biological aspect or social aspect of agriculture.
1	Hands on working with animals, such as volunteer work with a shelter, a job at a pet store, or an internship with a zoo.
1	I am interested in military psychology. We do have great internships available close by that I do consider interesting; however, I find it hard to find information regarding the specific field I wish to pursue.
1	I feel like a hands-on approach will most likely be helpful. To see first hand what it will be like would be reassuring, and also slightly motivational to excel in my education.
1	I believe hospital experience will help me even if it's just filing papers in an office . I would like to get use to the paste of a hospital
1	I am in the MAT program. We have a choice of student teaching for a semester or an internship for a year. It would be beneficial if the five school board parishes that are participating in the student teacher program would submit job postings as well. Then, we could have a choice, because the internship would offer a salary and benefits.
1	Maybe a 1 course in career preparation should be offered sort of like Freshman Foundations. This would be insanely

	more useful than FF as well.
1	I want to work with human resources to get a look on what I'll be doing and to help me see it one on one.
1	Working with a company that has positions similar to my degree -- basically, a position that would allow a limited scope of the duties and responsibilities one would have in a general business administration setting.
1	I am very interested in pursuing a career in wildlife management or research. There is a facility within thirty or so minutes of my home that offers a internship. For what I understand, this internship provides a lot of hands on experience in the field with the local wildlife and habitats.
1	Not sure if I can say, now, what will be of most value to me later in life. I have grown between 18 and 30. Who's to say what I will think, want and/ or feel after another 12 years?
1	Internships in newspaper offices, magazines, or publishing houses would be most helpful in preparing me for my career.
1	an internship at Conoco or Citgo. I want to be at the refineries of gas and oil. I see that is a sound future. While I will take another job at any plant that has an opening, it is only a matter of time before I transfer to one of these locations.

17. How many distinct internship and co-op experiences have you had during your undergraduate academic experience? (Please only count experiences of four weeks or more.)



18. How many TOTAL months of internship / co-op experience have you completed?

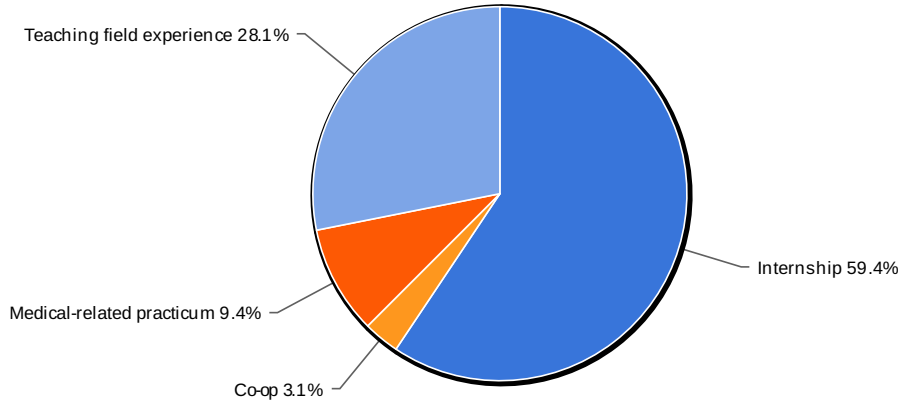


18. How many TOTAL months of internship / co-op experience have you completed?

Value	Count	Percent %
1	1	3.0%
2	6	18.2%
3	9	27.3%
4	3	9.1%
5	2	6.1%
6	4	12.1%
7	2	6.1%
8	1	3.0%
9	0	0.0%
10	0	0.0%
11	0	0.0%
12	1	3.0%
13	0	0.0%
14	0	0.0%
15	0	0.0%
16	2	6.1%
17	0	0.0%
18	0	0.0%
19	0	0.0%
20	0	0.0%
21	0	0.0%
22	0	0.0%
23	0	0.0%
24	1	3.0%
Greater than 24	1	3.0%

Statistics	
Total Responses	33
Sum	176.0
Avg.	5.5
StdDev	4.9
Max	24.0

19. How would you classify the experience?

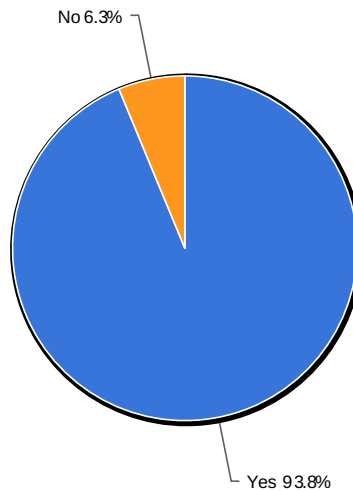


19. How would you classify the experience?

Value	Count	Percent %
Internship	19	59.4%
Co-op	1	3.1%
Medical-related practicum	3	9.4%
Teaching field experience	9	28.1%
Other	0	0.0%

Statistics	
Total Responses	32

20. Did your internship / co-op experience help you to explore interests and career options?

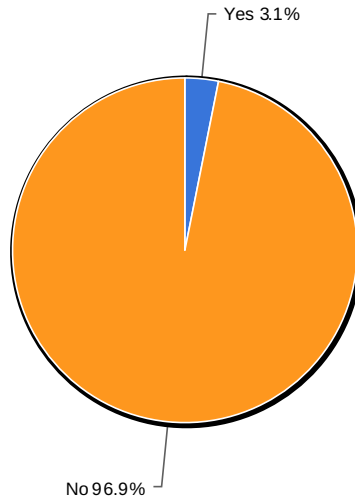


20. Did your internship / co-op experience help you to explore interests and career options?

Value	Count	Percent %
Yes	30	93.8%
No	2	6.3%

Statistics	
Total Responses	32

21. Did your internship / co-op experience take place outside of the United Stated?

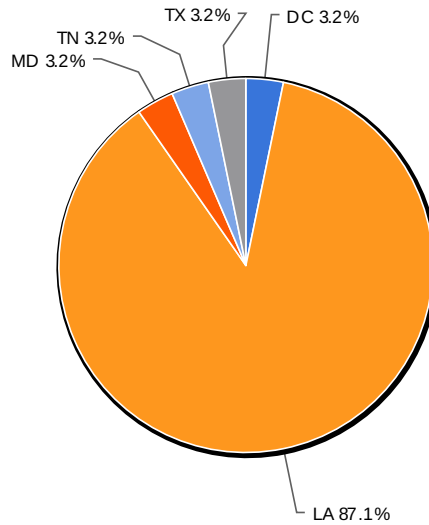


21. Did your internship / co-op experience take place outside of the United Stated?

Value	Count	Percent %
Yes	1	3.1%
No	31	96.9%

Statistics	
Total Responses	32

22. In what state was your internship / co-op located?



22. In what state was your internship / co-op located?

Value	Count	Percent %
AL	0	0.0%
AK	0	0.0%
AZ	0	0.0%
AR	0	0.0%
CA	0	0.0%
CO	0	0.0%
CT	0	0.0%
DC	1	3.2%
DE	0	0.0%
FL	0	0.0%
GA	0	0.0%
HI	0	0.0%
ID	0	0.0%
IL	0	0.0%
IN	0	0.0%
IA	0	0.0%
KS	0	0.0%
KY	0	0.0%
LA	27	87.1%
ME	0	0.0%
MD	1	3.2%
MA	0	0.0%
MI	0	0.0%
MN	0	0.0%
MS	0	0.0%
MO	0	0.0%
MT	0	0.0%
NE	0	0.0%
NV	0	0.0%
NH	0	0.0%
NJ	0	0.0%
NM	0	0.0%
NY	0	0.0%
NC	0	0.0%
ND	0	0.0%
OH	0	0.0%
OK	0	0.0%
OR	0	0.0%
PA	0	0.0%
RI	0	0.0%
SC	0	0.0%
SD	0	0.0%
TN	1	3.2%
TX	1	3.2%
UT	0	0.0%
VT	0	0.0%

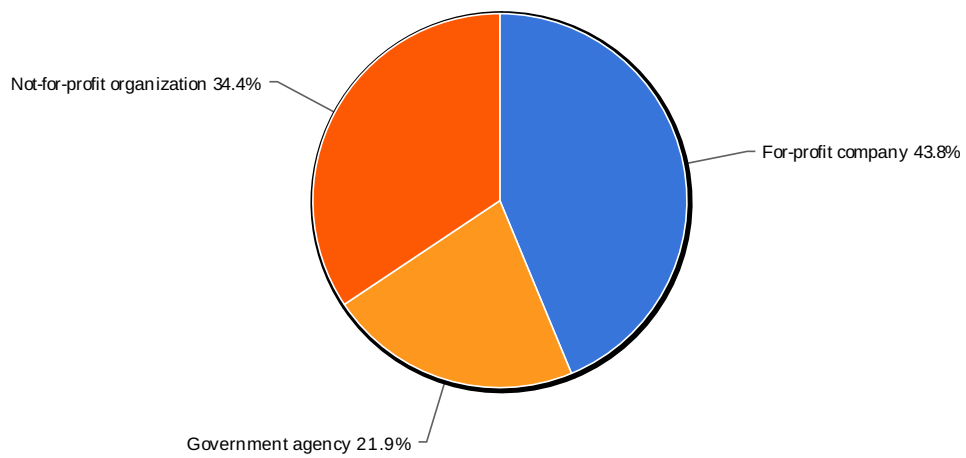
Statistics	
Total Responses	31

VA	0	0.0%
WA	0	0.0%
WV	0	0.0%
WI	0	0.0%
WY	0	0.0%

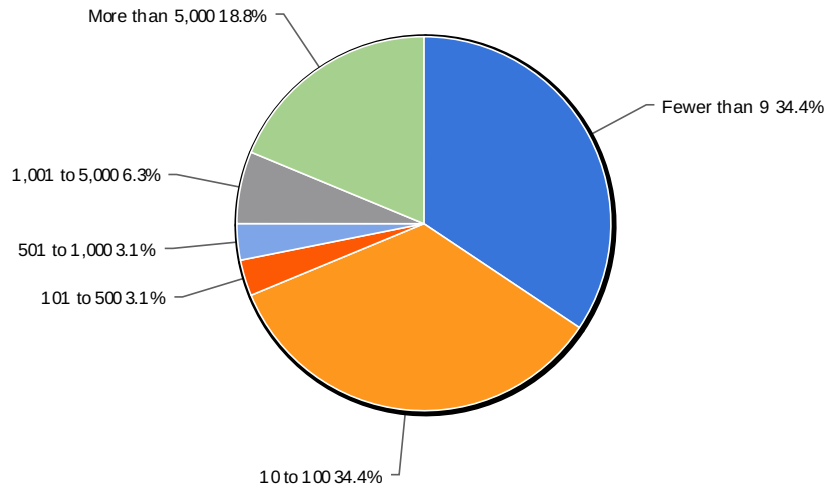
23. On average, how many hours per week did you work?

Count	Response
3	10
1	12
3	15
6	20
1	25
2	30
1	31
1	35
6	40
1	45
1	5
2	50
1	6
1	75

24. Which type of organization hosted your experience?



25. Estimate the number of people who worked for the host organization

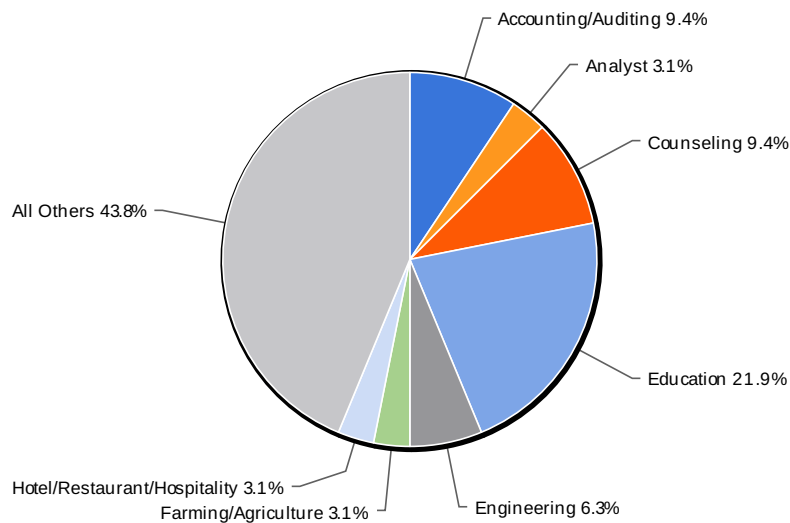


25. Estimate the number of people who worked for the host organization

Value	Count	Percent %
Fewer than 9	11	34.4%
10 to 100	11	34.4%
101 to 500	1	3.1%
501 to 1,000	1	3.1%
1,001 to 5,000	2	6.3%
More than 5,000	6	18.8%

Statistics	
Total Responses	32
Sum	714.0
Avg.	47.6
StdDev	123.4
Max	501.0

26. Which best describes the department where you worked?

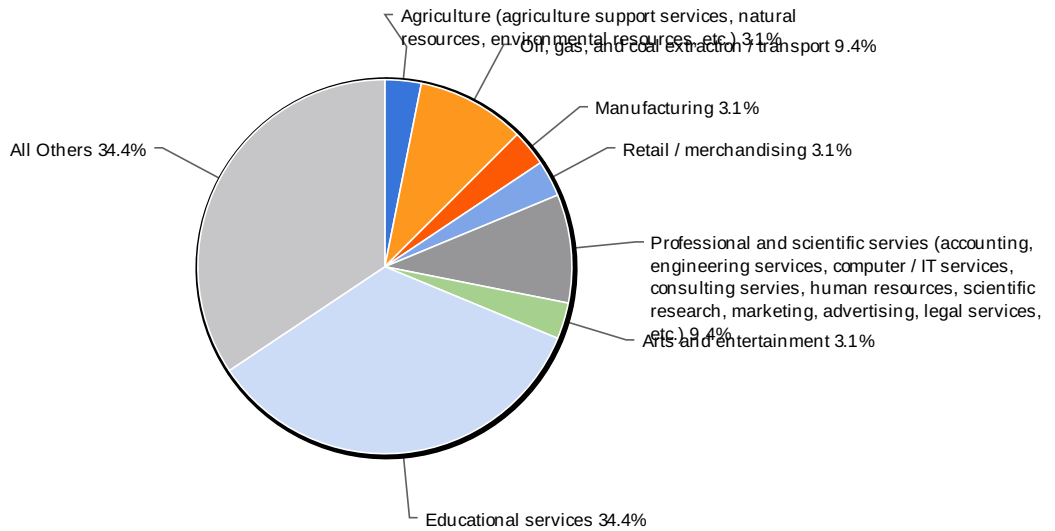


26. Which best describes the department where you worked?

Value	Count	Percent %
Accounting/Auditing	3	9.4%
Actuarial	0	0.0%
Administrative/Support Services	0	0.0%
Analyst	1	3.1%
Brand Management	0	0.0%
Broadcasting	0	0.0%
Business Development	0	0.0%
Buying/Purchasing	0	0.0%
Computer Drafting and Design	0	0.0%
Consulting	0	0.0%
Counseling	3	9.4%
Customer Service	0	0.0%
Cyber Security	0	0.0%
Database Management	0	0.0%
Education	7	21.9%
Engineering	2	6.3%
Event Planning	0	0.0%
Farming/Agriculture	1	3.1%
Finance	0	0.0%
Fundraising/Development	0	0.0%
Game Design	0	0.0%
Hotel/Restaurant/Hospitality	1	3.1%
Human Resources	0	0.0%
Information Management/MIS	0	0.0%
Investigation	0	0.0%
IT/Systems	0	0.0%
Law	2	6.3%
Law Enforcement/Security	0	0.0%
Library Science	0	0.0%
Management	1	3.1%
Marketing	2	6.3%
Medicine	4	12.5%
Operations	2	6.3%
Political Organization/Lobbying	1	3.1%
Product Management	0	0.0%
Programming/Software Development	0	0.0%
Project Management	0	0.0%
Public Relations	1	3.1%
Research	1	3.1%
Sales	0	0.0%
Supply Chain Management/Logistics	0	0.0%
Tax	0	0.0%
Technical Support	0	0.0%
Web Development	0	0.0%

Statistics	
Total Responses	32

27. Which best describes the industry where you worked?



27. Which best describes the industry where you worked?

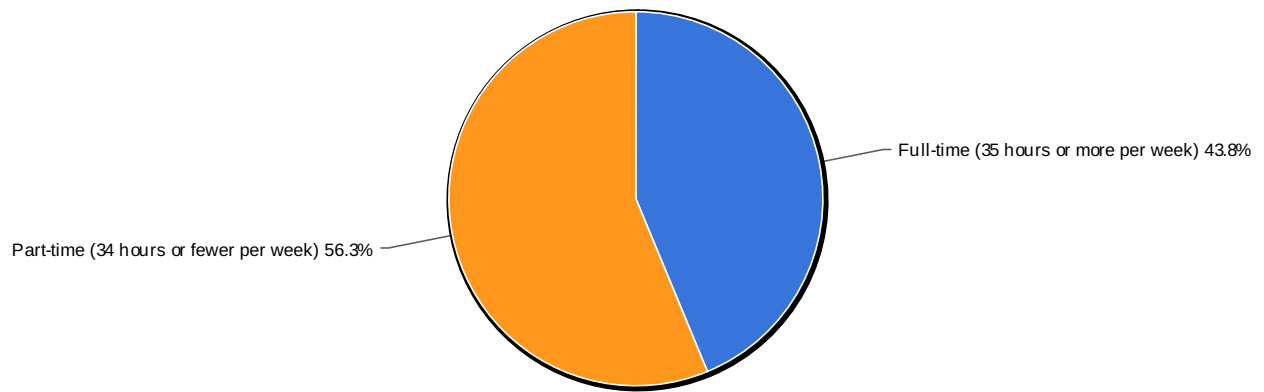
Value	Count	Percent %
Agriculture (agriculture support services, natural resources, environmental resources, etc.)	1	3.1%
Oil, gas, and coal extraction / transport	3	9.4%
Construction	0	0.0%
Utilities / energy provider	0	0.0%
Manufacturing	1	3.1%
Wholesale	0	0.0%
Retail / merchandising	1	3.1%
Transportation (airlines, railroads, trucking, logistics)	0	0.0%
Information services (publishing, broadcasting, telecommunications, internet / web providers, etc.)	0	0.0%
Financial services (banking, financial planning, asset management, etc.)	0	0.0%
Real estate / leasing companies	0	0.0%
Professional and scientific services (accounting, engineering services, computer / IT services, consulting services, human resources, scientific research, marketing, advertising, legal services, etc.)	3	9.4%
Arts and entertainment	1	3.1%
Educational services	11	34.4%
Health sciences	5	15.6%
Not-for-profit organization	3	9.4%
Food and lodging services	0	0.0%
Government: state and local agencies	2	6.3%
Government: federal agencies	1	3.1%

Statistics	
Total Responses	32

28. How long did the experience last (in months)?

Count	Response
2	1
3	10
2	12
1	16
1	18
3	2
5	3
6	4
4	5
2	6
1	8

29. Would you consider the experience to be full-time or part-time?

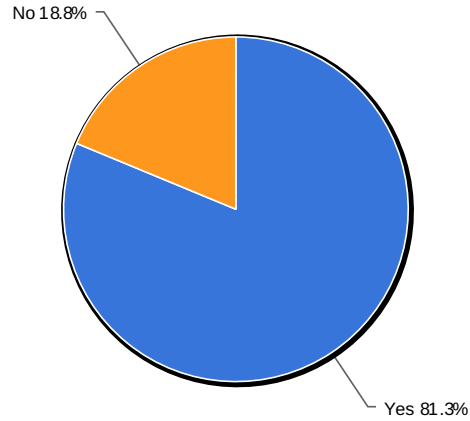


29. Would you consider the experience to be full-time or part-time?

Value	Count	Percent %
Full-time (35 hours or more per week)	14	43.8%
Part-time (34 hours or fewer per week)	18	56.3%

Statistics	
Total Responses	32

30. Did you attend classes or are you presently attending classes while working on the internship / co-op experience?



30. Did you attend classes or are you presently attending classes while working on the internship / co-op experience?

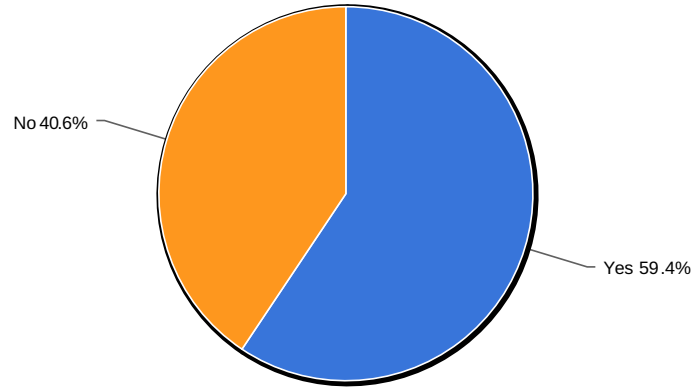
Value	Count	Percent %
Yes	26	81.3%
No	6	18.8%

Statistics	
Total Responses	32

31. How many credits were you or are you earning as a student while taking part in your internship / co-op experience?

Count	Response
2	0
4	12
1	14
4	15
1	18
1	19
1	21
4	3
1	39
6	6
1	9

32. Was your internship / co-op located in your hometown?

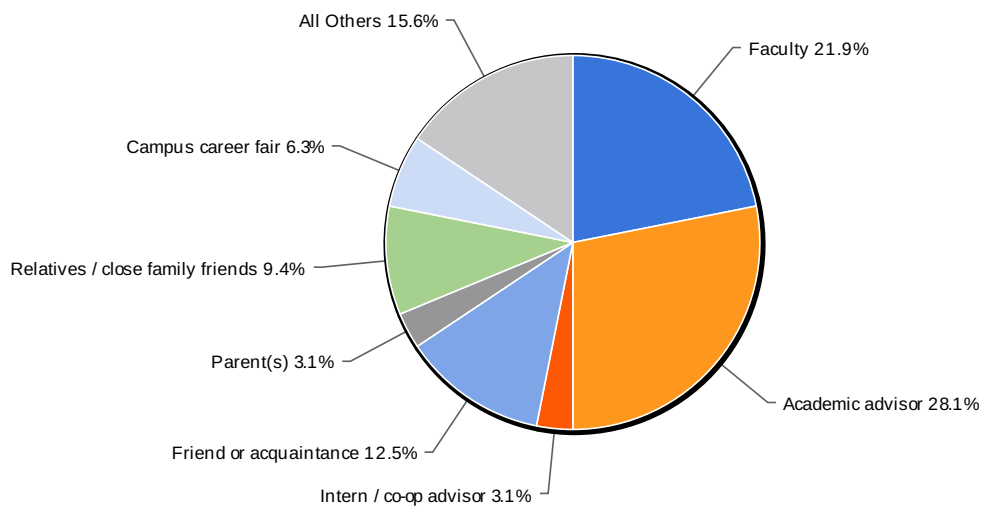


32. Was your internship / co-op located in your hometown?

Value	Count	Percent %
Yes	19	59.4%
No	13	40.6%

Statistics	
Total Responses	32

33. Which source best describes how you learned about the internship / co-op?

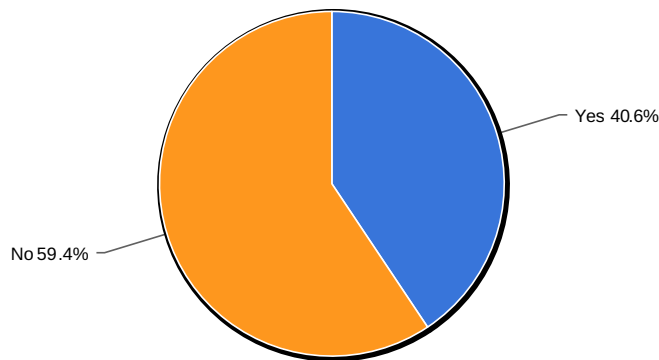


33. Which source best describes how you learned about the internship / co-op?

Value	Count	Percent %
Faculty	7	21.9%
Academic advisor	9	28.1%
Intern / co-op advisor	1	3.1%
Career advisor	0	0.0%
Fellow student in program	0	0.0%
Friend or acquaintance	4	12.5%
Parent(s)	1	3.1%
Relatives / close family friends	3	9.4%
Alumni of my institution	0	0.0%
Campus career fair	2	6.3%
Campus internship fair	0	0.0%
Off-campus employment fair	0	0.0%
Campus employer / career system	1	3.1%
On-campus employer information session	0	0.0%
Posting on an internship job board website (internships.com, etc.)	0	0.0%
Social network (Facebook, LinkedIn, Twitter, etc.)	0	0.0%
Company / organization website	1	3.1%
Email announcement	2	6.3%
Academic department announcement	1	3.1%

Statistics	
Total Responses	32

35. Did you receive or are you currently receiving monetary compensation for your internship / co-op experience?

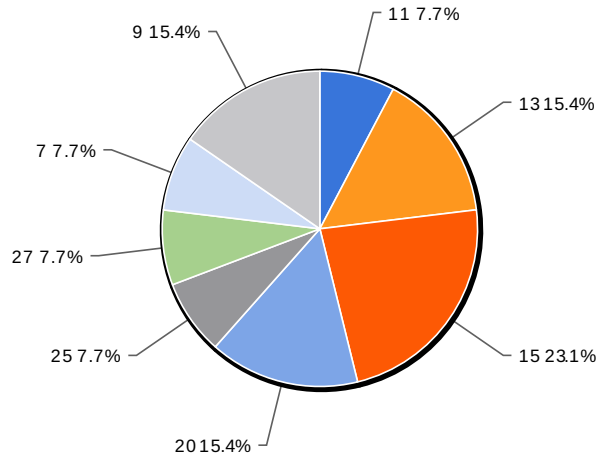


35. Did you receive or are you currently receiving monetary compensation for your internship / co-op experience?

Value	Count	Percent %
Yes	13	40.6%
No	19	59.4%

Statistics	
Total Responses	32

36. Estimate the hourly wage before taxes that you did or are currently receiving for your internship / co-op experience? (Round up to the nearest answer.)



36. Estimate the hourly wage before taxes that you did or are currently receiving for your internship / co-op experience? (Round up to the nearest answer.)

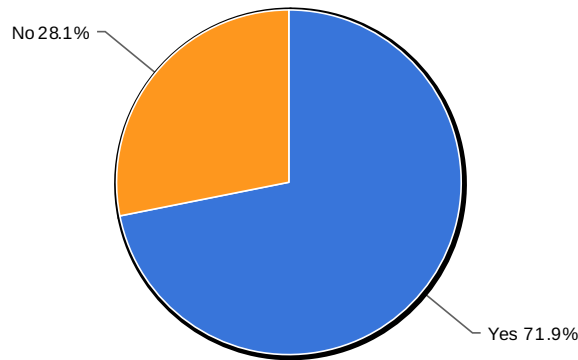
Value	Count	Percent %
11	1	7.7%
13	2	15.4%
15	3	23.1%
20	2	15.4%
25	1	7.7%
27	1	7.7%
7	1	7.7%
9	2	15.4%

Statistics	
Total Responses	13
Sum	199.0
Avg.	15.3
StdDev	5.9
Max	27.0

37. Indicate your satisfaction with your pay for the internship/co-op experience.

	Strongly Disagree	Moderately Disagree	Neither Agree or Disagree	Moderately Agree	Strongly Agree	Responses
My pay matches what I expected.	7.7% 1	7.7% 1	23.1% 3	7.7% 1	53.8% 7	13
My pay matched the level of work I performed.	15.4% 2	0.0% 0	7.7% 1	23.1% 3	53.8% 7	13
My pay matches what other interns were paid.	15.4% 2	7.7% 1	23.1% 3	7.7% 1	46.2% 6	13
My compensation package greatly enhanced the internship/co-op experience.	15.4% 2	7.7% 1	23.1% 3	15.4% 2	38.5% 5	13
The pay would encourage me to repeat the internship experience.	15.4% 2	0.0% 0	30.8% 4	7.7% 1	46.2% 6	13

38. If you accepted an unpaid internship, would you have to also work in a paid job (not another internship) at the same time?

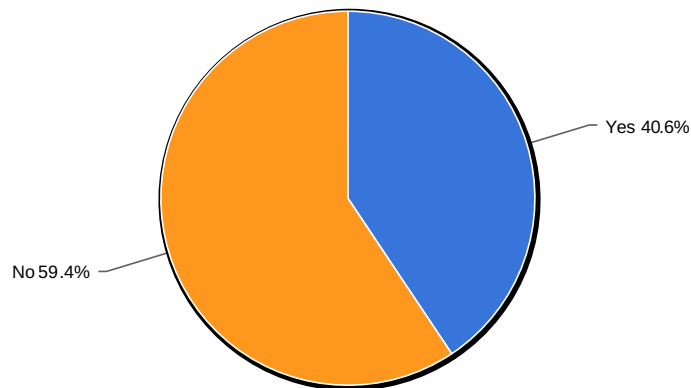


38. If you accepted an unpaid internship, would you have to also work in a paid job (not another internship) at the same time?

Value	Count	Percent %
Yes	23	71.9%
No	9	28.1%

Statistics	
Total Responses	32

39. Did you work another job for money?



39. Did you work another job for money?

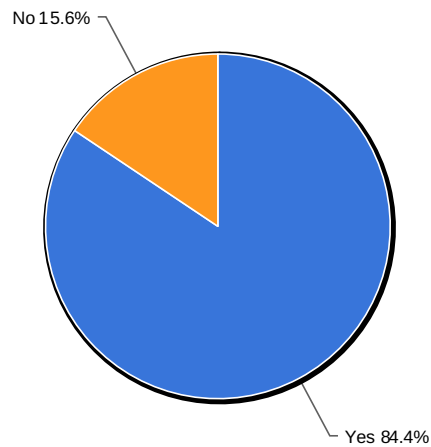
Value	Count	Percent %
Yes	13	40.6%
No	19	59.4%

Statistics	
Total Responses	32

40. How many hours did you work per week in this other job?

Count	Response
1	13
3	15
1	18
1	20
1	24
5	30
2	40

41. Did you receive or are you receiving academic credit for your internship / co-op experience?

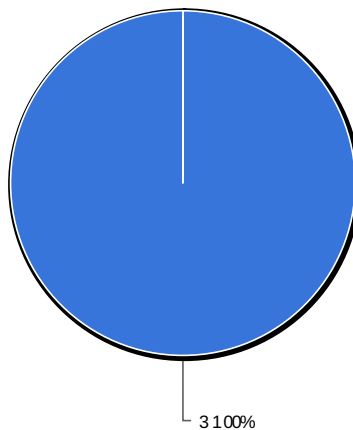


41. Did you receive or are you receiving academic credit for your internship / co-op experience?

Value	Count	Percent %
Yes	27	84.4%
No	5	15.6%

Statistics	
Total Responses	32

42. How many credits did you or will you receive for your internship / co-op experience?



42. How many credits did you or will you receive for your internship / co-op experience?

Value	Count	Percent %
1	0	0.0%
2	0	0.0%
3	27	100.0%

Statistics	
Total Responses	27
Sum	81.0
Avg.	3.0
Max	3.0

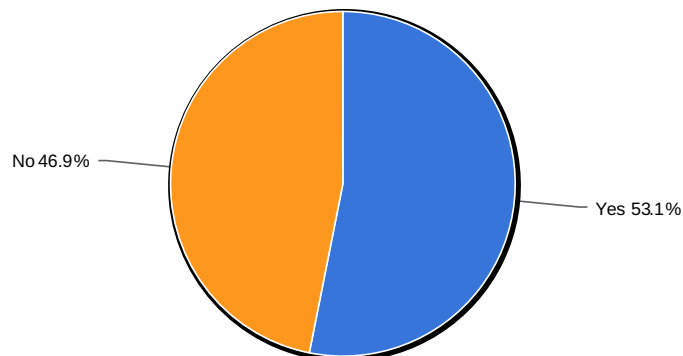
43. Please rate the extent to which you agree or disagree with each of the following statements:

	Strongly Disagree	Moderately Disagree	Neither Agree or Disagree	Moderately Agree	Strongly Agree	Responses
My supervisor provided constructive feedback on my performance.	6.3% 2	0.0% 0	6.3% 2	21.9% 7	65.6% 21	32
My supervisor was readily available for face-to-face consultation.	6.3% 2	6.3% 2	9.4% 3	9.4% 3	68.8% 22	32
My supervisor respected me, treating me as a professional.	6.3% 2	0.0% 0	6.3% 2	15.6% 5	71.9% 23	32
My supervisor worked in close proximity to me.	12.5% 4	0.0% 0	18.8% 6	21.9% 7	46.9% 15	32
I received adequate training to complete my assignments.	3.1% 1	9.4% 3	15.6% 5	15.6% 5	56.3% 18	32
The organization effectively articulated what was expected of me.	6.3% 2	6.3% 2	9.4% 3	18.8% 6	59.4% 19	32
The organization demonstrated commitment to my professional growth.	9.4% 3	3.1% 1	12.5% 4	9.4% 3	65.6% 21	32
The organization actively solicited feedback from me regarding my experience.	9.4% 3	12.5% 4	15.6% 5	9.4% 3	53.1% 17	32
The value of the internship/co-op program was recognized throughout the organization.	6.3% 2	0.0% 0	15.6% 5	12.5% 4	65.6% 21	32
I was given the opportunity to learn new skills.	6.3% 2	0.0% 0	6.3% 2	9.4% 3	78.1% 25	32
I performed menial tasks (filing, etc.)	25.0% 8	12.5% 4	15.6% 5	21.9% 7	25.0% 8	32
I was assigned meaningful projects to complete.	6.3% 2	3.1% 1	9.4% 3	3.1% 1	78.1% 25	32
I was able to assume additional responsibilities as my experienced increased.	6.3% 2	6.3% 2	9.4% 3	9.4% 3	68.8% 22	32
Overall, I was satisfied with my internship experience.	9.4% 3	0.0% 0	6.3% 2	15.6% 5	68.8% 22	32

44. To what extent did your supervisor or mentor provide or is providing you each of the following during your assignment?

	Not At All	To a Small Extent	To Some Extent	To a Large Extent	To a Very Great Extent	Responses
Gave you challenging assignments that present opportunities to learn new skills	0.0% 0	6.3% 2	15.6% 5	40.6% 13	37.5% 12	32
Provided contact with managers/professionals in other parts of the organization.	6.3% 2	12.5% 4	18.8% 6	21.9% 7	40.6% 13	32
Increased contact with higher level management.	12.5% 4	9.4% 3	18.8% 6	15.6% 5	43.8% 14	32
Helped meet co-workers	9.4% 3	9.4% 3	12.5% 4	18.8% 6	50.0% 16	32
Helped you finish assignments or meet deadlines.	0.0% 0	12.5% 4	28.1% 9	21.9% 7	37.5% 12	32
Protected you from working with individuals or work units until you had a chance to learn more about them	6.3% 2	21.9% 7	28.1% 9	21.9% 7	21.9% 7	32
Promoted my career interests, including seeking a full-time position.	9.4% 3	15.6% 5	6.3% 2	18.8% 6	50.0% 16	32
Kept me informed about what is (ws) going on at higher levels in organization or external conditions influencing organization.	9.4% 3	12.5% 4	15.6% 5	12.5% 4	50.0% 16	32
Conveyed feelings of respect toward you.	0.0% 0	3.1% 1	6.3% 2	25.0% 8	65.6% 21	32
Empathic for the concerns and feelings you shared.	0.0% 0	9.4% 3	6.3% 2	25.0% 8	59.4% 19	32
Encouraged me to talk openly about anxiety and fears that detract from internship assignment.	9.4% 3	6.3% 2	21.9% 7	12.5% 4	50.0% 16	32
Shared personal experiences to give me perspective on issues.	6.3% 2	3.1% 1	12.5% 4	15.6% 5	62.5% 20	32
Discussed my concerns regarding feelings of competence, commitment and work/life conflicts.	12.5% 4	6.3% 2	15.6% 5	15.6% 5	50.0% 16	32
Shared history of his or her career.	6.3% 2	3.1% 1	9.4% 3	15.6% 5	65.6% 21	32
Encouraged me to try new ways of behaving and acting professionally	12.5% 4	12.5% 4	15.6% 5	15.6% 5	43.8% 14	32
Served as a role model	6.3% 2	3.1% 1	6.3% 2	28.1% 9	56.3% 18	32
Displayed attitudes and values similar to mine.	0.0% 0	6.3% 2	15.6% 5	31.3% 10	46.9% 15	32

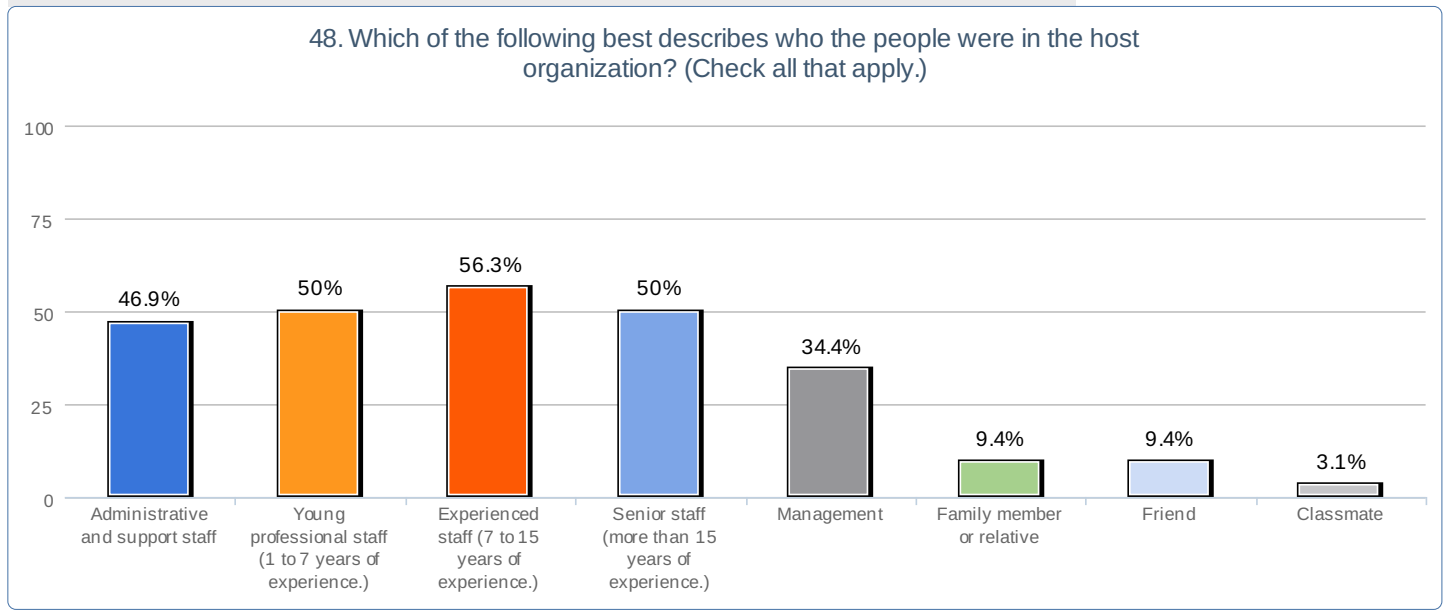
46. Did you know anyone in the host organization before you started your internship / co-op assignment?



46. Did you know anyone in the host organization before you started your internship / co-op assignment?

Value	Count	Percent %
Yes	17	53.1%
No	15	46.9%

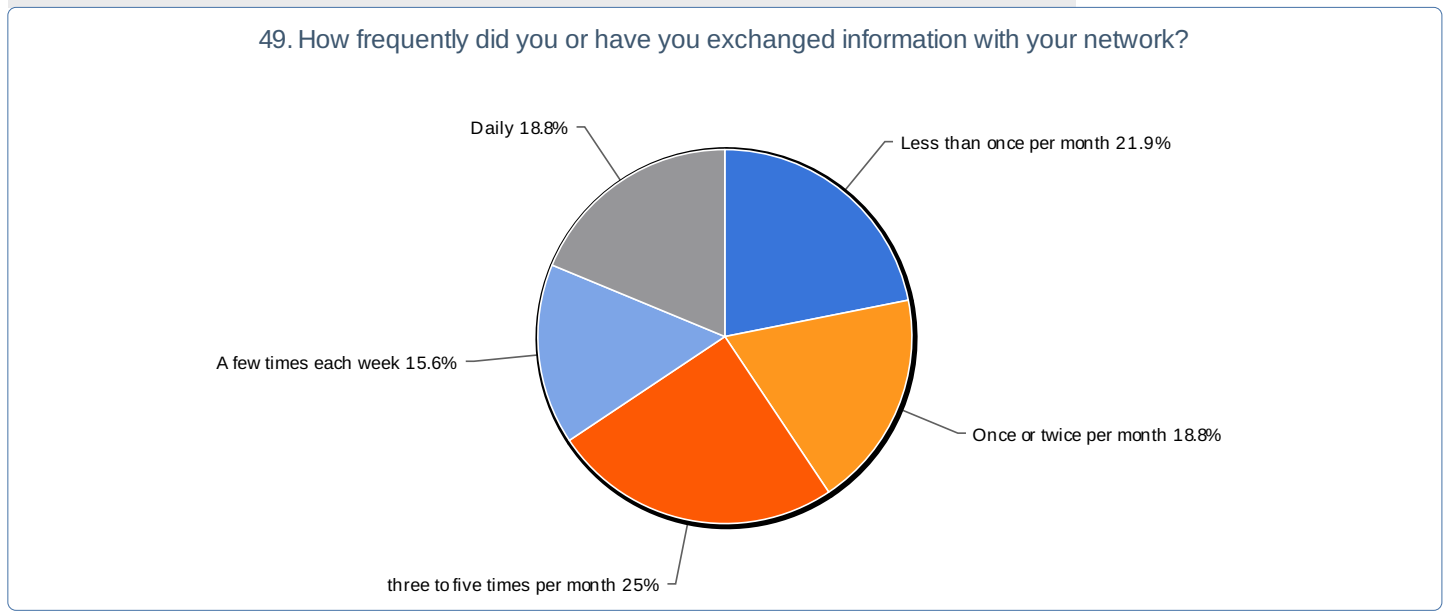
Statistics	
Total Responses	32



48. Which of the following best describes who the people were in the host organization? (Check all that apply.)

Value	Count	Percent %
Administrative and support staff	15	46.9%
Young professional staff (1 to 7 years of experience.)	16	50.0%
Experienced staff (7 to 15 years of experience.)	18	56.3%
Senior staff (more than 15 years of experience.)	16	50.0%
Management	11	34.4%
Family member or relative	3	9.4%
Friend	3	9.4%
Classmate	1	3.1%

Statistics	
Total Responses	32

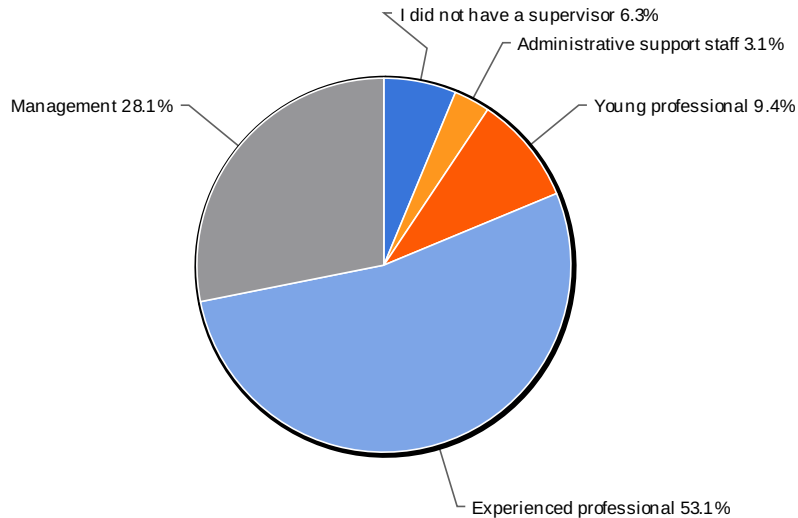


49. How frequently did you or have you exchanged information with your network?

Value	Count	Percent %
Less than once per month	7	21.9%
Once or twice per month	6	18.8%
three to five times per month	8	25.0%
A few times each week	5	15.6%
Daily	6	18.8%

Statistics	
Total Responses	32
Sum	93.0
Avg.	2.9
StdDev	1.4
Max	5.0

50. Which of the following groups did your supervisor belong to?

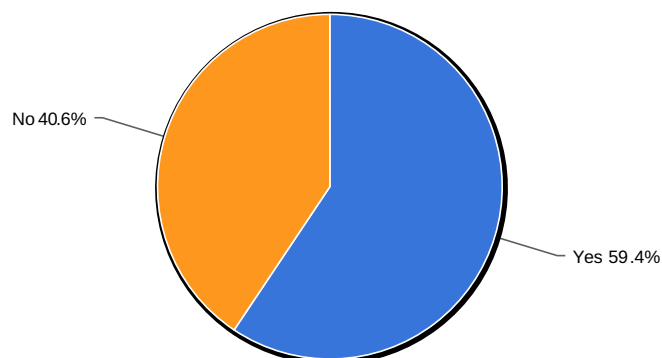


50. Which of the following groups did your supervisor belong to?

Value	Count	Percent %
I did not have a supervisor	2	6.3%
Administrative support staff	1	3.1%
Young professional	3	9.4%
Experienced professional	17	53.1%
Management	9	28.1%

Statistics	
Total Responses	32

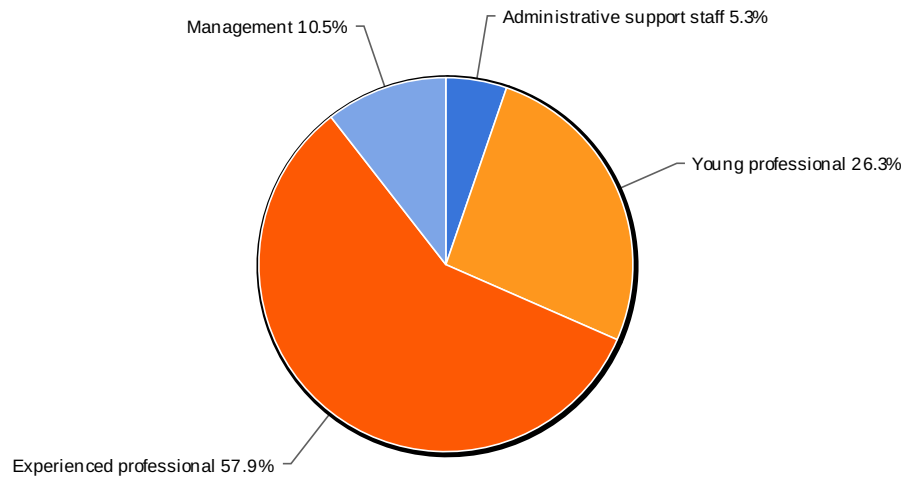
51. Did you establish a mentor relationship with someone other than your supervisor?



51. Did you establish a mentor relationship with someone other than your supervisor?

Value	Count	Percent %	Statistics	
Yes	19	59.4%	Total Responses	32
No	13	40.6%		

52. Which of the following groups did your mentor belong to?



52. Which of the following groups did your mentor belong to?

Value	Count	Percent %	Statistics	
I did not have a supervisor	0	0.0%	Total Responses	19
Administrative support staff	1	5.3%		
Young professional	5	26.3%		
Experienced professional	11	57.9%		
Management	2	10.5%		

53. To what extent do you agree with the following statements as a direct result of your internship / co-op?

	Strongly Disagree	Moderately Disagree	Neither Agree or Disagree	Moderately Agree	Strongly Agree	Responses
I was provided with experience that I have never had before.	9.4% 3	0.0% 0	0.0% 0	18.8% 6	71.9% 23	32
I am more comfortable working with others as part of a team.	3.1% 1	0.0% 0	9.4% 3	21.9% 7	65.6% 21	32
It is important to build relationships with others at work.	3.1% 1	3.1% 1	0.0% 0	18.8% 6	75.0% 24	32
I have a thorough understanding of the occupation.	3.1% 1	0.0% 0	0.0% 0	34.4% 11	62.5% 20	32
I am confident with my level of skills and competencies.	3.1% 1	0.0% 0	0.0% 0	31.3% 10	65.6% 21	32
My co-workers would consider me "part of the team."	3.1% 1	0.0% 0	6.3% 2	15.6% 5	75.0% 24	32
I took time to get to know people within the host organization.	3.1% 1	0.0% 0	9.4% 3	28.1% 9	59.4% 19	32
I gained an understanding of how to work in a social organization	3.1% 1	0.0% 0	3.1% 1	25.0% 8	68.8% 22	32
I realized my own strengths and weaknesses as a future employee through my internship	0.0% 0	3.1% 1	0.0% 0	15.6% 5	81.3% 26	32
I learned being able to work with people different from myself was really important	6.3% 2	0.0% 0	0.0% 0	15.6% 5	78.1% 25	32
I now know the advantages and disadvantages of working in this type of job	3.1% 1	0.0% 0	3.1% 1	18.8% 6	75.0% 24	32
I was allowed to see how working as a real employee feel like	3.1% 1	0.0% 0	3.1% 1	12.5% 4	81.3% 26	32
I understand myself better through this internship	3.1% 1	0.0% 0	3.1% 1	9.4% 3	84.4% 27	32

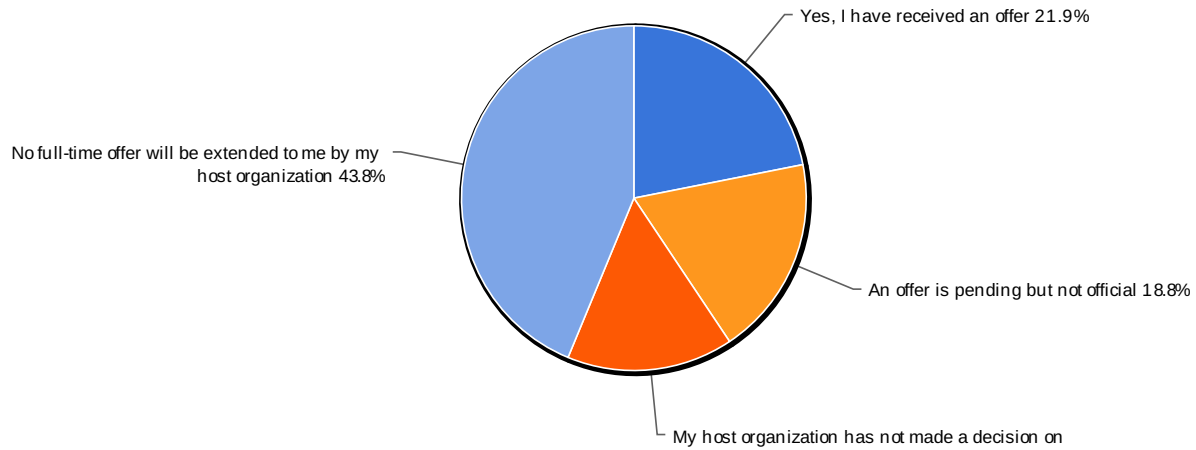
54. How often did the following occur during your experience?

	Never	Once or Twice	Sometimes	Regularly	Always	Responses
I participated in planning social events with the host organization.	34.4% 11	6.3% 2	21.9% 7	15.6% 5	21.9% 7	32
I made suggestions to help improve the host organization.	15.6% 5	18.8% 6	25.0% 8	28.1% 9	12.5% 4	32
I worked all hours assigned to me.	0.0% 0	0.0% 0	3.1% 1	12.5% 4	84.4% 27	32
I completed my assigned duties on time.	0.0% 0	0.0% 0	3.1% 1	9.4% 3	87.5% 28	32
I complied with the rules and regulations of the host organization.	0.0% 0	0.0% 0	3.1% 1	6.3% 2	90.6% 29	32
I volunteered for tasks that are (were) not required part of my assigned duties.	3.1% 1	3.1% 1	21.9% 7	15.6% 5	56.3% 18	32

55. Please indicate whether you agree or disagree with the following statements that ask about the mastery you gained from your internship.

	Strongly Disagree	Disagree	Neither Agree or Disagree	Agree	Strongly Agree	Responses
I feel confident about the adequacy of my skills and competencies	0.0% 0	3.1% 1	0.0% 0	34.4% 11	62.5% 20	32
I feel competent conducting my internship assignment	0.0% 0	0.0% 0	3.1% 1	28.1% 9	68.8% 22	32
I have learned how to successfully perform my internship assignment in an efficient manner	0.0% 0	0.0% 0	3.1% 1	18.8% 6	78.1% 25	32
I have mastered the required tasks of my internship	0.0% 0	0.0% 0	9.4% 3	28.1% 9	62.5% 20	32
I have not fully developed the appropriate skills and abilities to successfully perform my internship	37.5% 12	25.0% 8	15.6% 5	3.1% 1	18.8% 6	32

56. Have you received a full-time job offer from the organization where you did your most recent internship/co-op or are completing your current assignment?

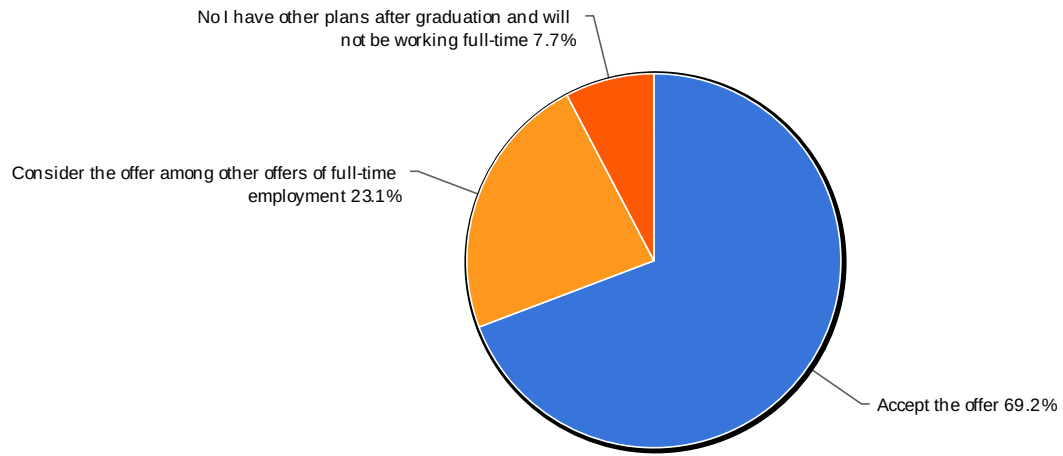


56. Have you received a full-time job offer from the organization where you did your most recent internship/co-op or are completing your current assignment?

Value	Count	Percent %
Yes, I have received an offer	7	21.9%
An offer is pending but not official	6	18.8%
My host organization has not made a decision on extending a full-time offer	5	15.6%
No full-time offer will be extended to me by my host organization	14	43.8%

Statistics	
Total Responses	32

57. If offered a full time job after graduation, what would you do?



57. If offered a full time job after graduation, what would you do?

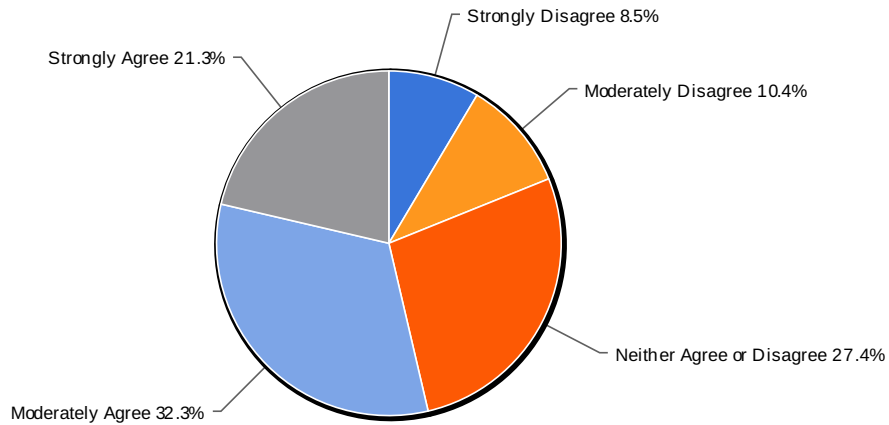
Value	Count	Percent %
Accept the offer	9	69.2%
Consider the offer among other offers of full-time employment	3	23.1%
No I do not want to work for this organization	0	0.0%
No I have other plans after graduation and will not be working full-time	1	7.7%

Statistics	
Total Responses	13

58. What is the name of the organization where you had your internship / co-op experience? (The information provided will be used to gain a sense of the various organizations where students secure internships / co-ops. ENTER ONLY ONE ORGANIZATION AND PLEASE SPELL CORRECTLY.)

Count	Response
1	Beauregard Memorial Hospital
1	Beauregard Parish School Board
1	Bishop Noland Episcopal Day School
2	CITGO
1	Calcasieu Parish School Board
1	Calcasieu Parish Sheriffs Office
1	Covenant Grace Academy
1	Exxon Mobil
1	Faith Training Christian Academy
1	Fusion
1	Habitat for Humanity
1	Henry Jackson Foundation
1	Lafayette High School
1	Lake Area Industry Alliance -PTEC
1	LeBleu Settlement Elementary
1	Loftin, Cain & LeBlanc
2	McNeese Autism Program
1	McNeese State University's Office of Marketing and Licensing
1	Mcneese state university
1	PBAF
1	Positive Connections: Academic and Treatment Center
1	Simien-St. Mary Law
1	The Stables at LeBocage
1	United States Congressman Charles Boustany
1	United Way
1	West Calcasieu Cameron Hospital
1	Xacta Marketing and Media
1	calcasieu parish school board
1	louisiana state democratic party
1	ten thousand village

62. Do you believe your university prepares its students effectively to work at an internship / co-op site?

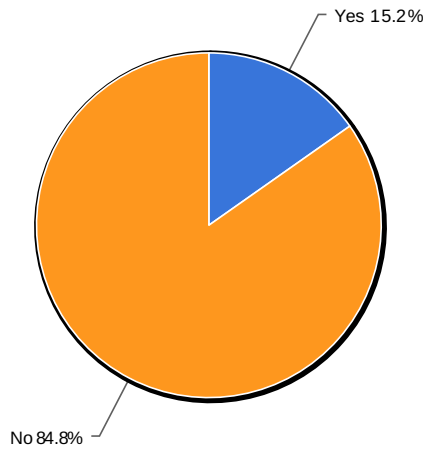


62. Do you believe your university prepares its students effectively to work at an internship / co-op site?

Value	Count	Percent %
Strongly Disagree	14	8.5%
Moderately Disagree	17	10.4%
Neither Agree or Disagree	45	27.4%
Moderately Agree	53	32.3%
Strongly Agree	35	21.3%

Statistics	
Total Responses	164

63. Have you visited your university's career center to gain information about taking part in an internship or co-op?



63. Have you visited your university's career center to gain information about taking part in an internship or co-op?

Value	Count	Percent %
Yes	25	15.2%
No	139	84.8%

Statistics	
Total Responses	164

64. Indicate how helpful each of the following resources has been when working with your college or university's career services office in your search for an internship / co-op. (If you have not used the source, check the "Have Not Used".)

	Have Not Used	Not Very Helpful	Somewhat Helpful	Modestly Helpful	Very Helpful	Extremely Helpful	Responses
Resume	28.0% 7	8.0% 2	12.0% 3	12.0% 3	12.0% 3	28.0% 7	25
Cover Letter	40.0% 10	16.0% 4	4.0% 1	8.0% 2	8.0% 2	24.0% 6	25
Interview Preparation	40.0% 10	20.0% 5	4.0% 1	8.0% 2	4.0% 1	24.0% 6	25
Professional Networking	40.0% 10	16.0% 4	4.0% 1	16.0% 4	8.0% 2	16.0% 4	25
Job/Internship Fair	16.0% 4	16.0% 4	12.0% 3	8.0% 2	16.0% 4	32.0% 8	25
Internship / Co-op Search	28.0% 7	12.0% 3	12.0% 3	20.0% 5	8.0% 2	20.0% 5	25
General Career Counseling/Coaching	48.0% 12	8.0% 2	8.0% 2	12.0% 3	8.0% 2	16.0% 4	25

65. What could your university's career center do to encourage students to seek internships or co-ops directly through their office? (Optional.)

Count	Response
1	Continue to send email.
1	Display available positions on the dept. bulletin board or send information via email.
1	Display programs
1	Email and give info to advisors.
1	Find more internships for international students
1	Give an info seminar on how to apply for internship / co-op.
1	Have internships
1	Help students find a site for internship.
1	I do not know where the career center is, if we even have one.
1	Make students more aware
1	Make the information available on Notice Board or the university webpage.
1	Offer information on Agricultural internship opportunities
1	Post flyers.
1	Provide more information about possible internships or co-ops
1	Provide u with information about available internships
1	Publicize those opportunities
1	Send emails
1	Send emails telling offers .
1	Speak to graduating classes
1	Tell more people how it could help them further them selves after school.
1	Update their looks for godsake
1	Warn them about the good benefits they could potentially gain from the program.
1	have more information available for students. Have more presentations
1	unknown
1	Have polite staff...and staff that's in the office at all times...ESPECIALLY during the lunch hour...
1	Offer more assistance in getting an internship instead of leaving it all up to the student and employer.
1	send vast emails to personal emails as well as student emails, place large posters on the campus about which company is here for the day. Put these large signs along the walkways by the bookstore, post office, career services, cafeteria, bathrooms, ranch. If you use dry erase boards, the names of the companies can change without any added expense. your message has to follow the students. If we are in ptech, it should be on the outside of that building, if it is computer, it should be on the outside of that building, dry erase banners may help, on the library, get the recruiters in enrollment information to help post and pump up those announcements. put them at McDonalds, in front of kaufman hall, alongside financial aid building, keep up with the students.
1	Our Career Services office obviously caters to particular majors and ignores the rest. It is not necessarily their fault, as we live in a smallish town with little opportunity for most majors outside of nursing and engineering, but I don't think that they try to help the other majors much at all. As a liberal arts major, they offered graduate school as an option to us at the career fair, but that was all.
1	They could create a page on the school website with listings of nearby internship/co-ops and request any students interested in further information contact them through their office.
1	Specifically advertise their capability to help find internships that can provide the most benefits and possibly appeal to the departments to make internships or regular visits to the career center as part of the degree requirements.
1	The career center cause advertise more things through the classroom settings and have more career fairs.
1	Have great opportunities available. Share success stories. Assist with searching. Have more counselors available to help.
1	Let more students know and also show how important internships are now! People want workers with experience now. For the job field I am going into, they want graphic designers with either experience or a degree with an internship tacked onto it.

1	Tell the students how an internship or so-op can help with giving you some experience your field of study.
1	Be more involved in campus-related activities and events. Have current students participating in internships/co-ops, as well as students who have completed one or the other (or both), give presentations to their peers because hearing about it from an employee in career services is not highly effective (that's his/her job).
1	Come into the classes and talk to students about the job openings. Most students don't check their email so they never get the opportunity.
1	Co ops are so common in engineering that they are sought by students. Other areas of study may not realize opportunity is available for co ops. Professors / advisors should encourage and announce the opportunities
1	Post the program's benefits in large, colorful letters in view of all- possibly the university website. Kids are busier than in the past, AND you'll be lucky to get most to look away from their gadgets.
1	A course would be nice even if it was a 1-3hr/non-credit and offered during the summer semester (though it'd be a plus to have one throughout the year).

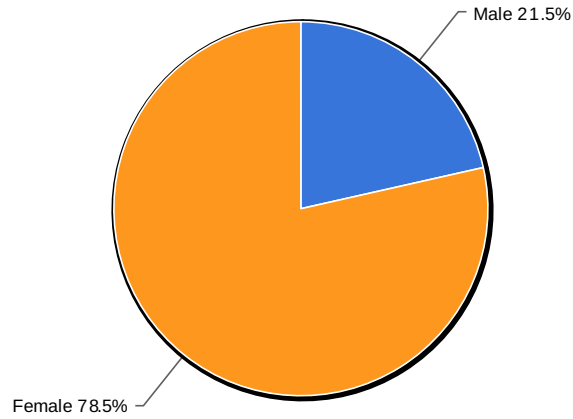
66. If you could intern with any nationally known organization, which would it be? (Enter the name of only one organization.)

Count	Response
1	ABA
1	AIGA
1	APA
1	ASC
1	ASRT
1	Alpha Phi Alpha
1	American Cancer Society
2	American Psychological Association
1	Any high-standard, private secondary schools
1	Anywhere in the Virgin Islands
2	Apple
1	Autism society
1	Autistic Self Advocacy Network
1	Banks
1	Boys and Girls Club of America
1	CDC
1	CITGO
1	Caesar's Palace's legal counsel department
1	Calcasieu Parish School Board
1	Cedars Sinai Hospital
1	Center for Disease Control and Prevention
1	Chevron
1	Christian health service corp
1	Christus St. Patrick Hospital
1	Christus St. Patrick's Hospital Psych Ward
1	Christus st. Patrick
1	Conoco Phillips
1	Defying the Odds
1	Democratic Congressional Campaign Committee
2	Department of Education
1	Disney
1	Ducks Unlimited
1	EPA
1	ESPN
1	Entergy
1	Exxon
1	Exxonmobil
1	FBI
1	FWS, EPA, SWLA
1	Family & Youth Counseling
1	Fashion design
1	Google
1	HarperCollins Publishers
1	Highlands Maternity Home

1	I do not know an organization.
1	I do not know much information about an organization
1	I don't any
1	I don't have a clue
2	I don't know
1	I don't know a name.
1	I dont know
1	I have no idea
1	I haven't really thought about it.
1	I'm not sure
1	I'm unsure
1	IBM
1	IGN Gaming website
1	Intelligence (public or private)
1	International Justice Mission
1	International Service Learning Alliance
1	John Hopkins University
1	KPMG
1	Kentucky Equine Management Internship
1	Lake charles memorial hospital
1	Life share Blood Bank
1	LifeShare
1	Louisiana Dental Association
1	MD Anderson
1	March of Dimes
1	Methodist Hospital at Houston Medical Center
1	Microsoft
1	Monsanto
1	Mueller, Cramer, or Johnson & Johnson
1	NA
3	NAMI
1	NAPPP
1	NASA
1	NSA
1	Na
1	National Geographic
1	National organization for women
1	Nationally Ranked School System
1	Newman Club
1	None
3	Not sure
1	OSHA
1	Petco
1	Pinnacle
1	Pinnacle Entertainment-PNK
1	Planned Parenthood
1	Ronald McDonald House
1	Sabine National Wildlife Refuge

1	Saint Jude
4	Sasol
1	School board
1	Sigma Alpha Iota
1	St. Judd's Hospital
1	St. Jude Children's Hospital
1	St. Jude hospital
1	St.Jude's
1	Students with disabilities
1	TIRR Hermann Memorial
1	Teach For America
1	Texas Association of Nurse Practitioners
1	The Natural Resources Conservation Service or the Department of Agriculture
1	The New Orleans Saints
1	The President's health care program
1	US Federal Courts
1	USDA
1	United States Supreme Court
1	University of Chicago Medical Center
1	VAE
1	Veterans administration
1	Wcch
1	What?
1	Women's and Children Hospital
1	apple
1	beefmasters of america
1	cancer/pediatric
1	children and family services
2	citgo
2	don't know
1	google
1	i dont know
1	idk
1	kappa kappa psi
1	meningers
2	not sure
1	not sure of any
1	supreme court
1	unknown
1	veterinary

69. What is your gender?

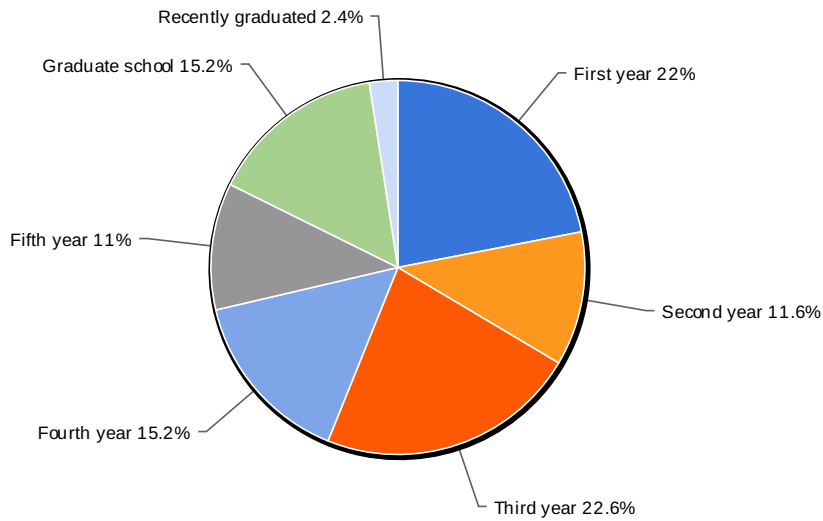


69. What is your gender?

Value	Count	Percent %
Male	35	21.5%
Female	128	78.5%

Statistics	
Total Responses	163

70. Which best describes your current academic standing?

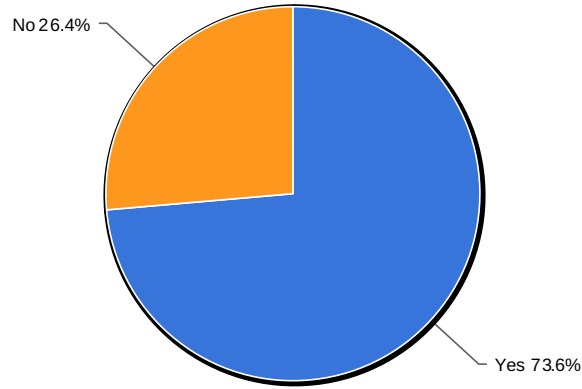


70. Which best describes your current academic standing?

Value	Count	Percent %
First year	36	22.0%
Second year	19	11.6%
Third year	37	22.6%
Fourth year	25	15.2%
Fifth year	18	11.0%
Graduate school	25	15.2%
Recently graduated	4	2.4%

Statistics	
Total Responses	164

71. Do you currently receive financial aid?

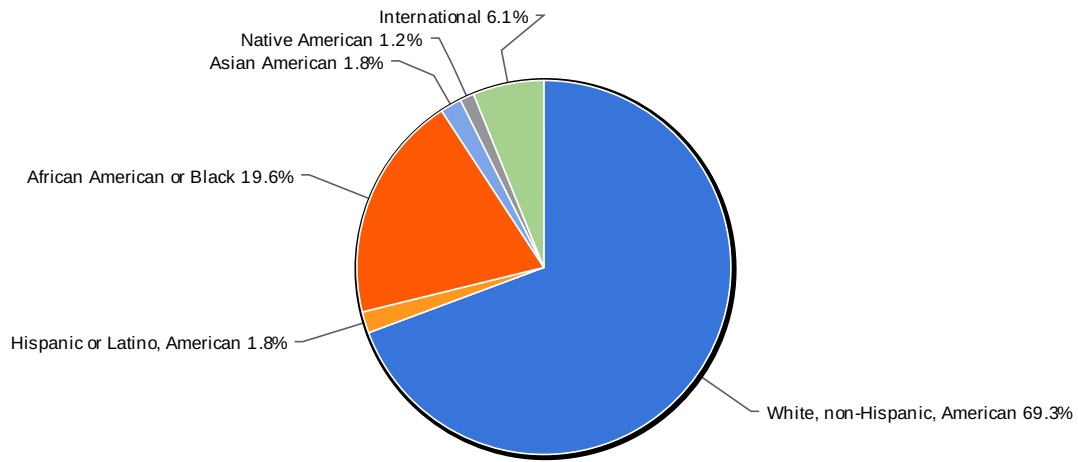


71. Do you currently receive financial aid?

Value	Count	Percent %
Yes	120	73.6%
No	43	26.4%

Statistics	
Total Responses	163

72. What is your ethnic affiliation?



72. What is your ethnic affiliation?

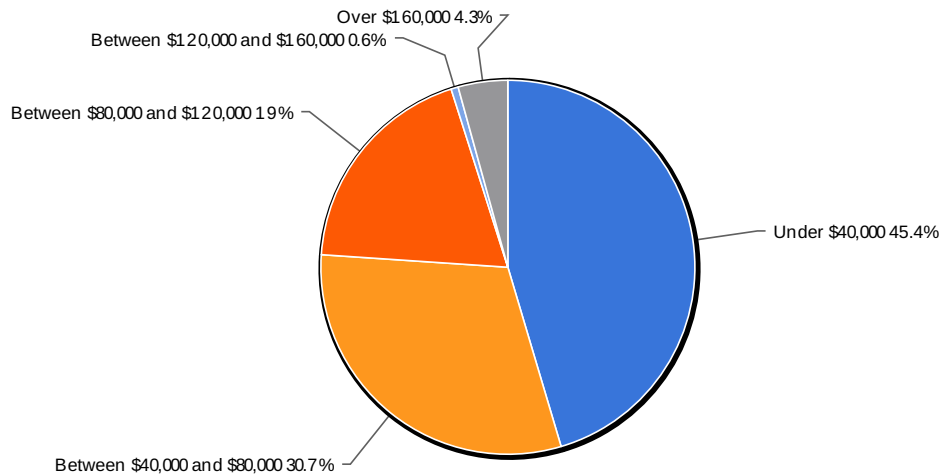
Value	Count	Percent %
White, non-Hispanic, American	113	69.3%
Hispanic or Latino, American	3	1.8%
African American or Black	32	19.6%
Asian American	3	1.8%
Native American	2	1.2%
International	10	6.1%

Statistics	
Total Responses	163

73. What is your GPA?

Count	Response
2	0
13	2
1	22
1	264
1	27
74	3
1	365
1	374
60	4

74. Which category best reflects your family's household income?

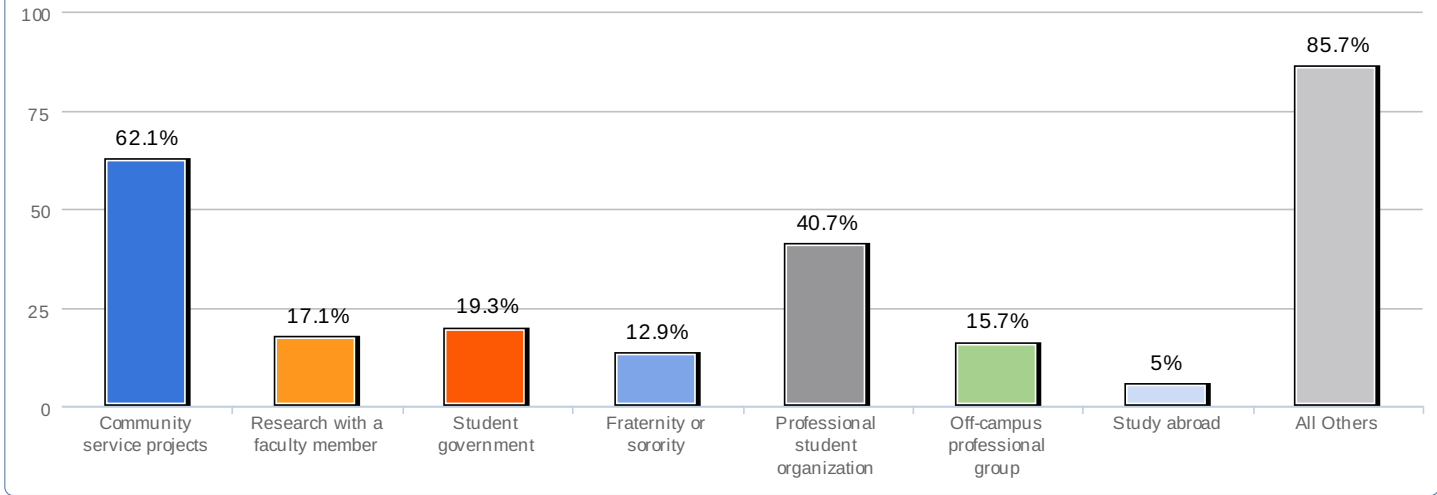


74. Which category best reflects your family's household income?

Value	Count	Percent %
Under \$40,000	74	45.4%
Between \$40,000 and \$80,000	50	30.7%
Between \$80,000 and \$120,000	31	19.0%
Between \$120,000 and \$160,000	1	0.6%
Over \$160,000	7	4.3%

Statistics	
Total Responses	163

76. Which of the following activities have you participated in during your undergraduate experience? (Check all that apply.)

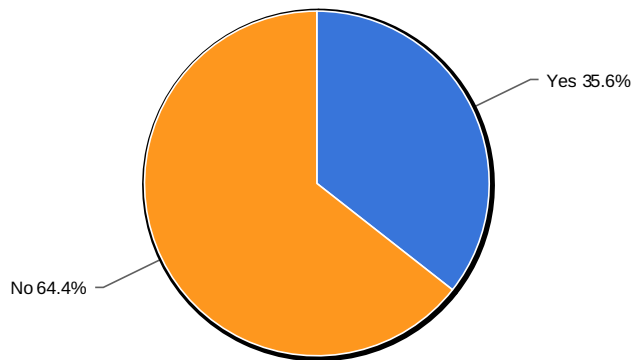


76. Which of the following activities have you participated in during your undergraduate experience? (Check all that apply.)

Value	Count	Percent %
Community service projects	87	62.1%
Research with a faculty member	24	17.1%
Student government	27	19.3%
Fraternity or sorority	18	12.9%
Professional student organization	57	40.7%
Off-campus professional group	22	15.7%
Study abroad	7	5.0%
Work study	25	17.9%
Special interest clubs / groups	73	52.1%
Intramural sport team	14	10.0%
Varsity athletic team	8	5.7%

Statistics	
Total Responses	140

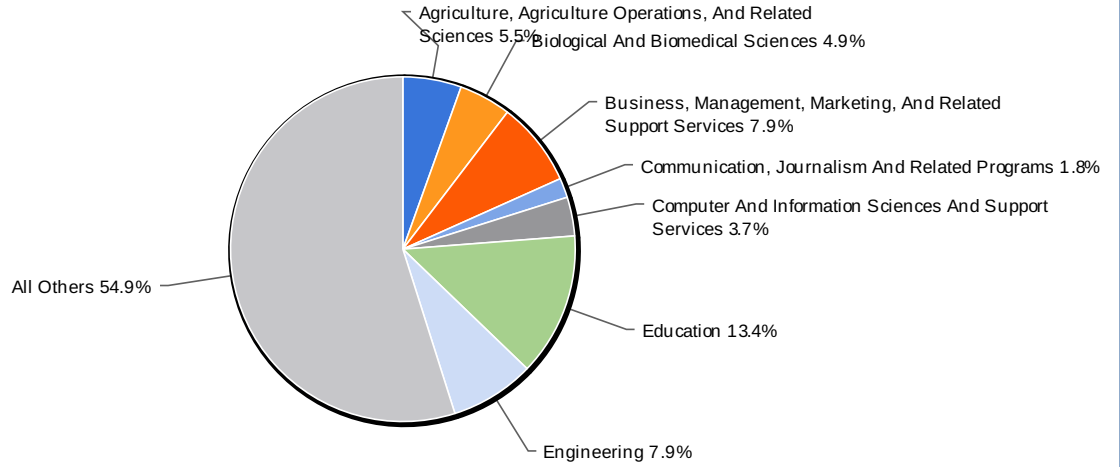
77. Have you held a leadership position in any extra-curricular activity during your undergraduate career?



77. Have you held a leadership position in any extra-curricular activity during your undergraduate career?

Value	Count	Percent %	Statistics	
Yes	58	35.6%	Total Responses	163
No	105	64.4%		

78. Which of the following general categories best describes your academic major?

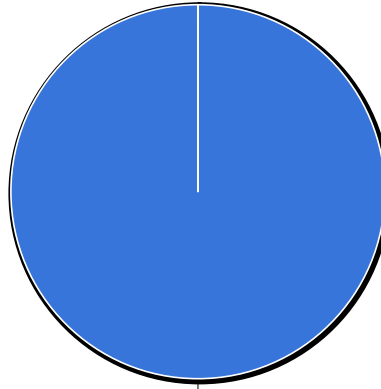


78. Which of the following general categories best describes your academic major?

Value	Count	Percent %
Agriculture, Agriculture Operations, And Related Sciences	9	5.5%
Architecture And Related Services	0	0.0%
Area, Ethnic, Cultural, And Gender Studies	0	0.0%
Biological And Biomedical Sciences	8	4.9%
Business, Management, Marketing, And Related Support Services	13	7.9%
Communication, Journalism And Related Programs	3	1.8%
Communications Technologies/Technicians And Support Services	0	0.0%
Computer And Information Sciences And Support Services	6	3.7%
Construction Trades	0	0.0%
Culinary Arts	0	0.0%
Education	22	13.4%
Engineering	13	7.9%
Engineering Technologies/Technicians	2	1.2%
English Language And Literature/Letters	4	2.4%
Family And Consumer Sciences/Human Sciences	0	0.0%
Foreign Languages, Literatures, And Linguistics	2	1.2%
Health Professions And Related Clinical Sciences	30	18.3%
History	1	0.6%
Legal Professions And Studies	4	2.4%
Liberal Arts And Sciences, General Studies And Humanities	2	1.2%
Library Science	0	0.0%
Mathematics And Statistics	2	1.2%
Mechanic And Repair Technologies/Technicians	0	0.0%
Military Technologies	0	0.0%
Multi/Interdisciplinary Studies	0	0.0%
Natural Resources And Conservation	1	0.6%
Parks, Recreation, Leisure And Fitness Studies	0	0.0%
Philosophy And Religious Studies	0	0.0%
Physical Sciences	0	0.0%
Precision Production	0	0.0%
Psychology	26	15.9%
Public Administration And Social Service Professions	1	0.6%
Reserve Officer Training Corps (Jrotc, Rotc)	0	0.0%
Science Technologies/Technicians	4	2.4%
Security And Protective Services	0	0.0%
Social Sciences	6	3.7%
Technology Education/Industrial Arts	0	0.0%
Theology And Religious Vocations	0	0.0%
Transportation And Materials Moving	0	0.0%
Visual And Performing Arts	5	3.1%

Statistics	
Total Responses	164

115. In which of the following regions is your university located?



South (Alabama, Arkansas, Florida, Georgia, Kentucky, Louisiana, Mississippi, North Carolina, South Carolina, Tennessee, Virginia, West Virginia)

115. In which of the following regions is your university located?

Value	Count	Percent %
Mid-Atlantic (Delaware, District of Columbia, Maryland, New Jersey, New York, Pennsylvania)	0	0.0%
Midwest (Illinois, Indiana, Iowa, Kansas, Michigan, Minnesota, Missouri, Nebraska, North Dakota, Ohio, South Dakota, Wisconsin)	0	0.0%
New England (Connecticut, Maine, Massachusetts, New Hampshire, Rhode Island, Vermont)	0	0.0%
South (Alabama, Arkansas, Florida, Georgia, Kentucky, Louisiana, Mississippi, North Carolina, South Carolina, Tennessee, Virginia, West Virginia)	164	100.0%
Southwest (Arizona, New Mexico, Oklahoma, Texas)	0	0.0%
West (California, Colorado, Idaho, Montana, Nevada, Oregon, Utah, Washington, Wyoming)	0	0.0%

Statistics	
Total Responses	164

116. Mid-Atlantic: Please select your university from the list below.

Value	Count	Percent %
Adephi University	0	0.0%
Albright University	0	0.0%
Alfred University	0	0.0%
Chestnut Hill College	0	0.0%
Colgate University	0	0.0%
George Washington University	0	0.0%
Gloucester County College	0	0.0%
Howard Community College	0	0.0%
Howard University	0	0.0%
Juniata College	0	0.0%
Keuka College	0	0.0%
Kutztown University	0	0.0%
La Roche College	0	0.0%
La Salle University	0	0.0%
Lafayette College	0	0.0%
Lehigh University	0	0.0%
Lehman College	0	0.0%
Manhattanville College	0	0.0%
Marist College	0	0.0%
Messiah College	0	0.0%
Metropolitan College of New York	0	0.0%
Moravian College	0	0.0%
Muhlenberg College	0	0.0%
New York Institute of Technology	0	0.0%
Rochester Institute of Technology	0	0.0%
Rutgers University - Camden	0	0.0%
SUNY-Geneseo	0	0.0%
The College of New Jersey	0	0.0%
Towson University	0	0.0%
Union College	0	0.0%
University of Pittsburgh at Greensburg	0	0.0%
Widener University	0	0.0%

Statistics	
Total Responses	0

117. Midwest: Please select your university from the list below.

Value	Count	Percent %
Anderson University	0	0.0%
Aquinas College	0	0.0%
Augustana College	0	0.0%
Baker University	0	0.0%
Butler Community College	0	0.0%
Butler University	0	0.0%
College for Creative Studies	0	0.0%
Elmhurst College	0	0.0%
Ferris State University	0	0.0%
Franklin College	0	0.0%
Hamline University	0	0.0%
Heidelberg University	0	0.0%
Indiana State University	0	0.0%
Indiana Tech	0	0.0%
Indiana University - Northwest	0	0.0%
Indiana University Southeast	0	0.0%
Lakeland College	0	0.0%
Macalester College	0	0.0%
Marietta College	0	0.0%
Millikin University	0	0.0%
Minnesota State University, Mankato	0	0.0%
Missouri University of Science and Technology	0	0.0%
Northern Illinois University	0	0.0%
Northland College	0	0.0%
Ohio Dominican University	0	0.0%
Olivet Nazarene University	0	0.0%
Principia College	0	0.0%
Saginaw Valley State University	0	0.0%
Saint Mary-of-the-Woods College	0	0.0%
Saint Mary's College	0	0.0%
Simpson College	0	0.0%
Triton College	0	0.0%
University of Illinois at Urbana-Champaign	0	0.0%
University of Wisconsin - Madison	0	0.0%
University of Wisconsin, Green Bay	0	0.0%
University of Wisconsin, Oshkosh	0	0.0%
Valley City State University	0	0.0%
Wichita State University	0	0.0%
Wright State University	0	0.0%
Xavier University	0	0.0%

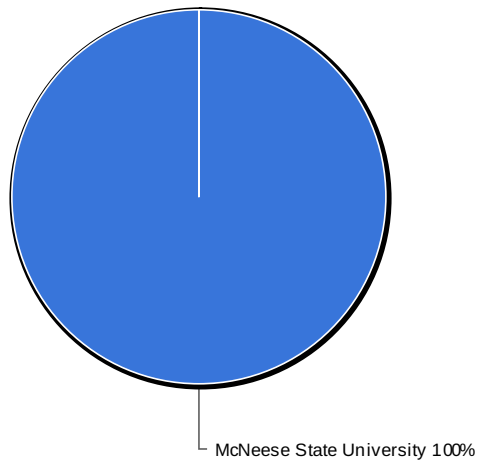
Statistics	
Total Responses	0

118. New England: Please select your university from the list below.

Value	Count	Percent %
Babson College	0	0.0%
Dean College	0	0.0%
Framingham State University	0	0.0%
Husson University	0	0.0%
Mount Ida College	0	0.0%
Quinsigamond Community College	0	0.0%
Olin College of Engineering	0	0.0%
Rhode Island College	0	0.0%
Sacred Heart University	0	0.0%

Statistics	
Total Responses	0

119. South: Please select your university from the list below.



119. South: Please select your university from the list below.

Value	Count	Percent %
Auburn University	0	0.0%
Baton Rouge Community College	0	0.0%
Berry College	0	0.0%
Bridgewater College	0	0.0%
Centre College	0	0.0%
Coastal Carolina University	0	0.0%
Covenant College	0	0.0%
Eastern Mennonite University	0	0.0%
Eckerd College	0	0.0%
Emory & Henry College	0	0.0%
Ferrum College	0	0.0%
Georgia College & State University	0	0.0%
Jacksonville State University	0	0.0%
Kennesaw State University	0	0.0%
King College	0	0.0%
McNeese State University	164	100.0%
Middle Tennessee State University	0	0.0%
Old Dominion University	0	0.0%
Presbyterian College	0	0.0%
Ringling College of Art & Design	0	0.0%
Tulane University	0	0.0%
University of Louisville	0	0.0%
University of Memphis	0	0.0%
University of Miami	0	0.0%
University of Mississippi	0	0.0%
University of North Alabama	0	0.0%
University of North Carolina Wilmington	0	0.0%
University of the Ozarks	0	0.0%
University of South Alabama	0	0.0%
Tennessee State University	0	0.0%

Statistics	
Total Responses	164

120. Southwest: Please select your university from the list below.

Value	Count	Percent %
Arizona State University	0	0.0%
New Mexico Highlands University	0	0.0%
Stephen F. Austin State University	0	0.0%
University of Arizona	0	0.0%
University of Central Oklahoma	0	0.0%
University of Houston Engineering Career Center	0	0.0%
University of New Mexico	0	0.0%
University of North Texas	0	0.0%
University of Texas at Dallas	0	0.0%
University of Texas at El Paso	0	0.0%
University of Texas at San Antonio	0	0.0%

Statistics	
Total Responses	0

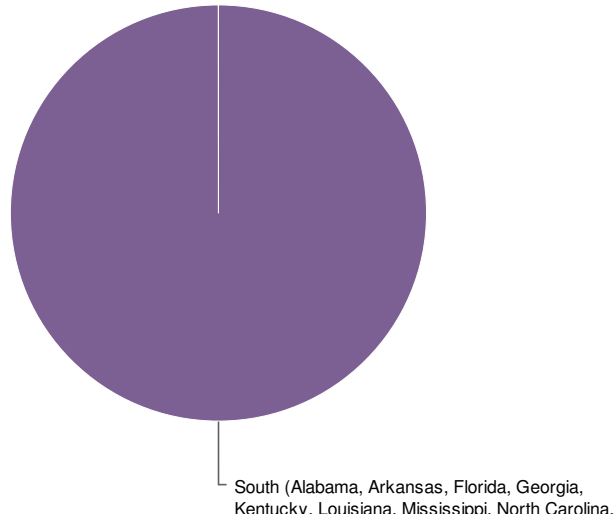
121. West: Please select your university from the list below.

Value	Count	Percent %
California State University, Long Beach	0	0.0%
California State University, Sacramento	0	0.0%
California State University, Fresno	0	0.0%
Linfield College	0	0.0%
Montana Tech	0	0.0%
San Jose State University	0	0.0%
Santa Clara University	0	0.0%
Scripps College	0	0.0%
University of Colorado Boulder	0	0.0%
University of Portland	0	0.0%
University of California, Riverside	0	0.0%
University of Redlands	0	0.0%
Utah Valley University	0	0.0%
Western Washington University	0	0.0%
William Jessup University	0	0.0%

Statistics	
Total Responses	0

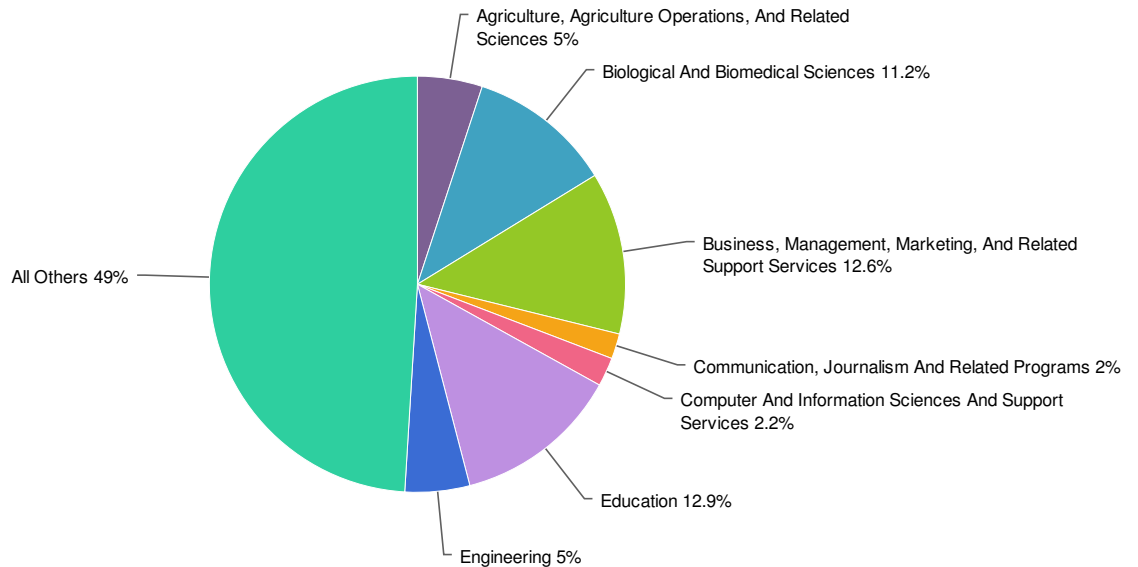
2014 National Summary

1. In which of the following regions is your university located?



Mid-Atlantic (Delaware, District of Columbia, Maryland, New Jersey, New York, Pennsylvania)	0.0%	0
Midwest (Illinois, Indiana, Iowa, Kansas, Michigan, Minnesota, Missouri, Nebraska, North Dakota, Ohio, South Dakota, Wisconsin)	0.0%	0
New England (Connecticut, Maine, Massachusetts, New Hampshire, Rhode Island, Vermont)	0.0%	0
South (Alabama, Arkansas, Florida, Georgia, Kentucky, Louisiana, Mississippi, North Carolina, South Carolina, Tennessee, Virginia, West Virginia)	100.0%	357
Southwest (Arizona, New Mexico, Oklahoma, Texas)	0.0%	0
West (California, Colorado, Hawaii, Idaho, Montana, Nevada, Oregon, Utah, Washington, Wyoming)	0.0%	0
	Total	357

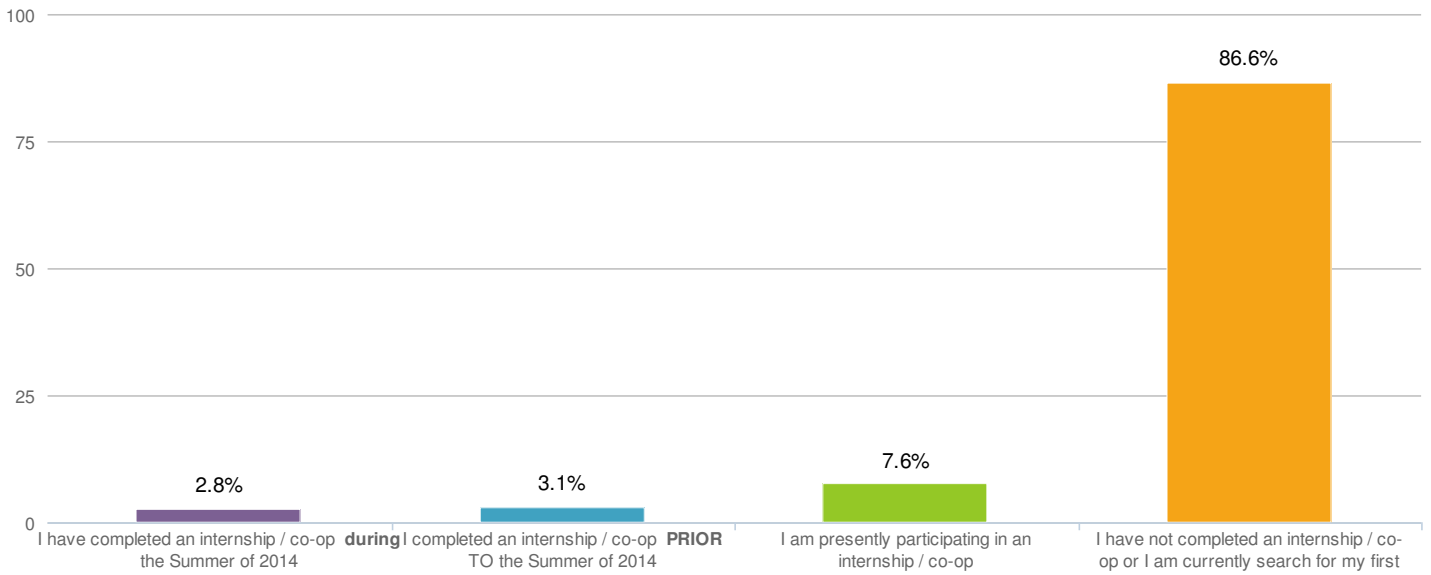
8. Which of the following general categories best describes your academic major?







Agriculture, Agriculture Operations, And Related Sciences	5.0%	18
Architecture And Related Services	0.0%	0
Area, Ethnic, Cultural, And Gender Studies	0.0%	0
Biological And Biomedical Sciences	11.2%	40
Business, Management, Marketing, And Related Support Services	12.6%	45
Communication, Journalism And Related Programs	2.0%	7
Communications Technologies/Technicians And Support Services	0.0%	0
Computer And Information Sciences And Support Services	2.2%	8
Construction Trades	0.0%	0
Culinary Arts	0.0%	0
Education	12.9%	46
Engineering	5.0%	18
Engineering Technologies/Technicians	0.6%	2
English Language And Literature/Letters	2.0%	7
Family And Consumer Sciences/Human Sciences	0.6%	2
Foreign Languages, Literatures, And Linguistics	0.3%	1
Health Professions And Related Clinical Sciences	20.5%	73
History	0.3%	1
Total		357

Legal Professions And Studies	0.6%		2
Liberal Arts And Sciences, General Studies And Humanities	1.7%		6
Library Science	0.0%		0
Mathematics And Statistics	0.0%		0
Mechanic And Repair Technologies/Technicians	0.0%		0
Military Technologies	0.0%		0
Multi/Interdisciplinary Studies	0.0%		0
Natural Resources And Conservation	1.4%		5
Parks, Recreation, Leisure And Fitness Studies	0.3%		1
Philosophy And Religious Studies	0.0%		0
Physical Sciences	1.4%		5
Precision Production	0.0%		0
Psychology	9.0%		32
Public Administration And Social Service Professions	0.0%		0
Reserve Officer Training Corps (Jrotc, Rotc)	0.0%		0
Science Technologies/Technicians	2.2%		8
Security And Protective Services	0.8%		3
Social Sciences	3.6%		13
Technology Education/Industrial Arts	0.0%		0
Theology And Religious Vocations	0.0%		0
Transportation And Materials Moving	0.0%		0
Visual And Performing Arts	3.9%		14
		Total	357

45. Which of the following statements best describes your current situation?

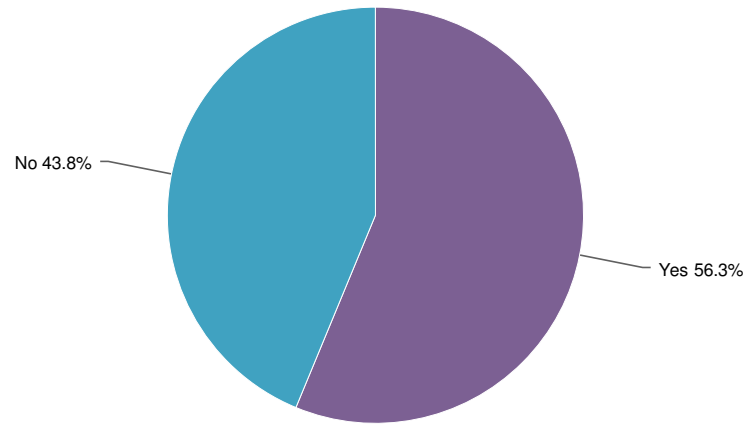




I have completed an internship / co-op during the Summer of 2014	2.8%		10
I completed an internship / co-op PRIOR TO the Summer of 2014	3.1%		11
I am presently participating in an internship / co-op	7.6%		27
I have not completed an internship / co-op or I am currently search for my first	86.6%		309
		Total	357

46. Please rate the extent to which you agree or disagree with the following statements about why you have not yet participated in an internship / co-op.

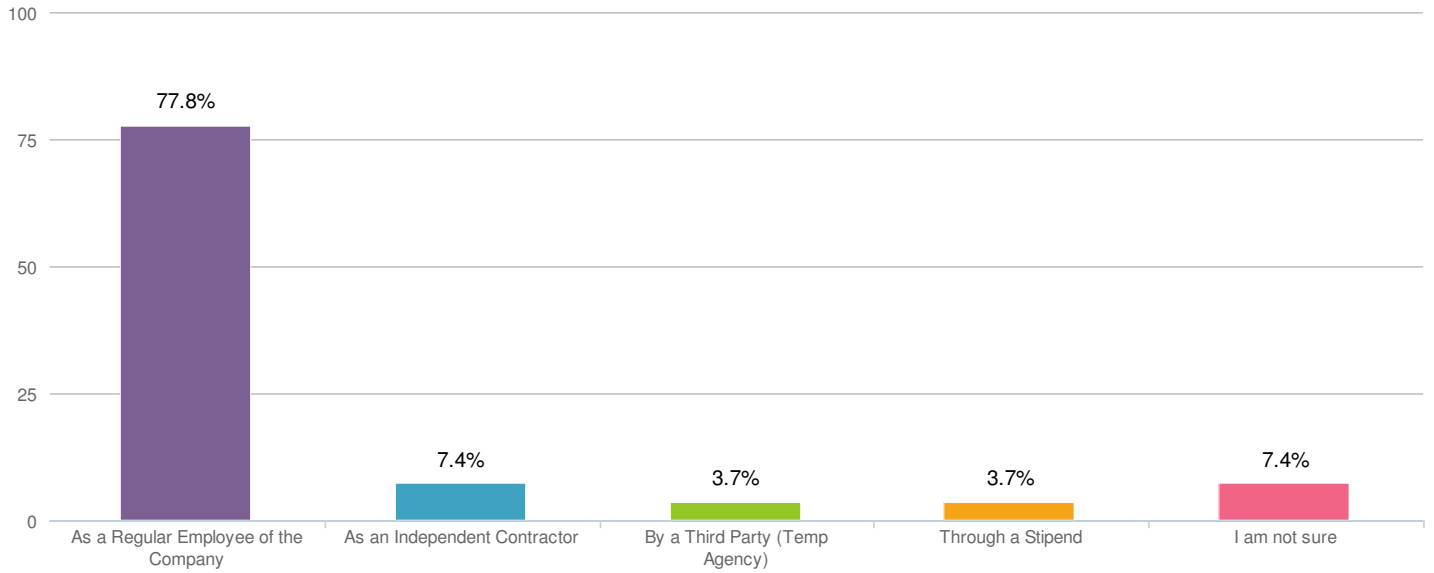
	Strongly Disagree	Moderately Disagree	Neutral	Moderately Agree	Strongly Agree	Responses
I do not have time because I have too many other jobs.	128 44.3%	48 16.6%	43 14.9%	49 17.0%	21 7.3%	289
I do not have time because I have too much school work.	80 27.4%	41 14.0%	65 22.3%	71 24.3%	35 12.0%	292
It is too early in my college experience for an internship or co-op.	131 44.7%	36 12.3%	50 17.1%	47 16.0%	29 9.9%	293
I already know where I will be working so an internship or co-op has no value to me.	196 68.1%	45 15.6%	37 12.8%	6 2.1%	4 1.4%	288
I do not have time because I am involved in too many school activities.	158 55.2%	53 18.5%	43 15.0%	20 7.0%	12 4.2%	286
I am unclear of the overall benefits of an internship or co-op.	101 34.5%	30 10.2%	63 21.5%	65 22.2%	34 11.6%	293
I have applied to at least one internship or co-op, but was not offered a position.	193 67.2%	19 6.6%	39 13.6%	8 2.8%	28 9.8%	287
I do not have access to transportation, and therefore I am unable to get to an internship or co-op.	216 75.3%	19 6.6%	21 7.3%	13 4.5%	18 6.3%	287
I do not see the value of an internship or co-op for my career choice.	200 69.4%	47 16.3%	28 9.7%	7 2.4%	6 2.1%	288
There are no interesting internships or co-ops close enough to where I live.	103 35.4%	42 14.4%	96 33.0%	35 12.0%	15 5.2%	291
I already have work experience so I do not understand what I can gain from an internship or co-op that I don't already have.	176 61.1%	59 20.5%	33 11.5%	13 4.5%	7 2.4%	288
I do not feel it is necessary to take part in an internship or co-op as part of my overall college experience.	183 63.5%	53 18.4%	35 12.2%	12 4.2%	5 1.7%	288

48. Did you receive or are you currently receiving monetary compensation for your internship / co-op experience?



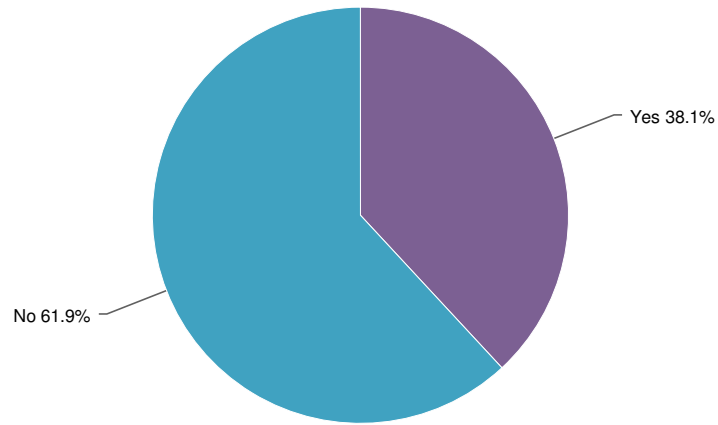
Yes	56.3%		27
No	43.8%		21
Total			48



49. If your experience is paid, how are you paid:



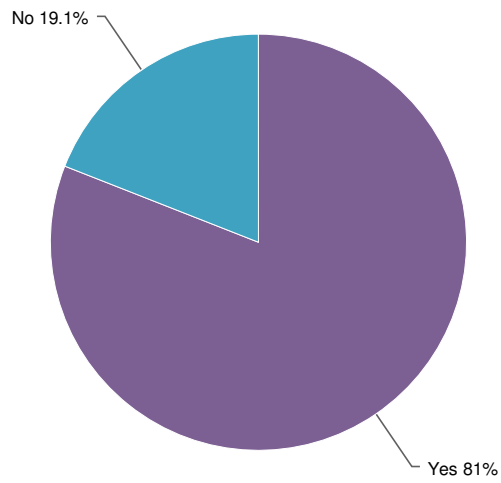
As a Regular Employee of the Company	77.8%		21
As an Independent Contractor	7.4%		2
By a Third Party (Temp Agency)	3.7%		1
By Your School	0.0%		0
Through a Stipend	3.7%		1
I am not sure	7.4%		2
Total			27



50. If your experience was unpaid, have you taken out a student loan to finance your living expenses?



Yes	38.1%		8
No	61.9%		13
Total			21

51. If you accepted an unpaid internship, would you have to also work in a paid job at the same time?

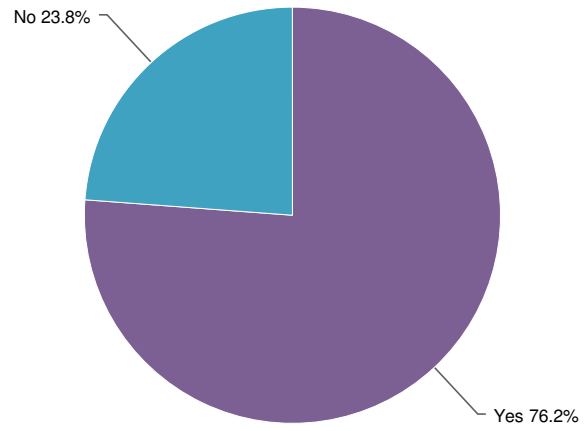




Yes	81.0%		17
No	19.1%		4
Total			21

53. Please complete the following questions.

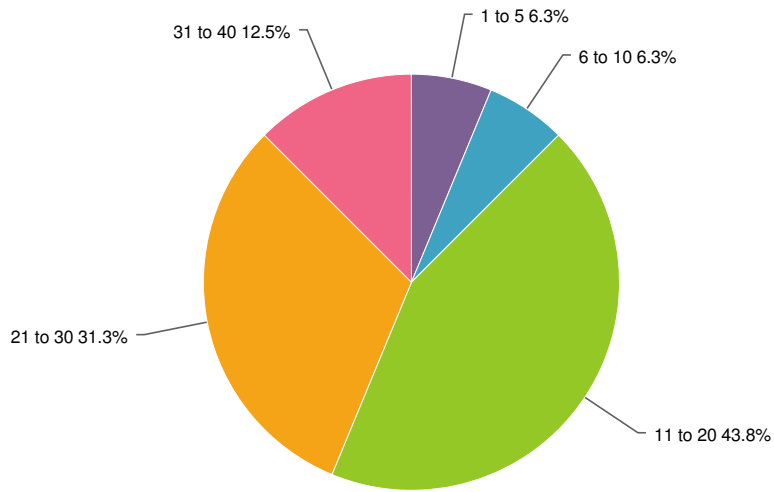
	Strongly Disagree	Moderately Disagree	Neither Agree or Disagree	Moderately Agree	Strongly Agree	Responses
I would have been more satisfied with my overall internship / co-op experience if I had received greater pay.	5 18.5%	3 11.1%	13 48.1%	5 18.5%	1 3.7%	27
I was underpaid for the work I did during my internship / co-op.	15 55.6%	3 11.1%	6 22.2%	3 11.1%	0 0.0%	27
The pay I received was comparable to similar internships / co-ops available to me.	2 7.4%	4 14.8%	10 37.0%	6 22.2%	5 18.5%	27

54. Did you work another job for money?



Yes	76.2%		16
No	23.8%		5
Total			21

55. How many hours did you work per week at this other job?

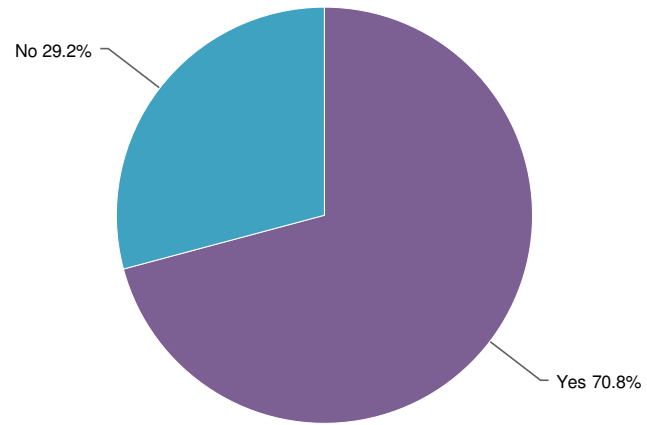




1 to 5	6.3%		1
6 to 10	6.3%		1
11 to 20	43.8%		7
21 to 30	31.3%		5
31 to 40	12.5%		2
40+	0.0%		0
Total			16

Statistics

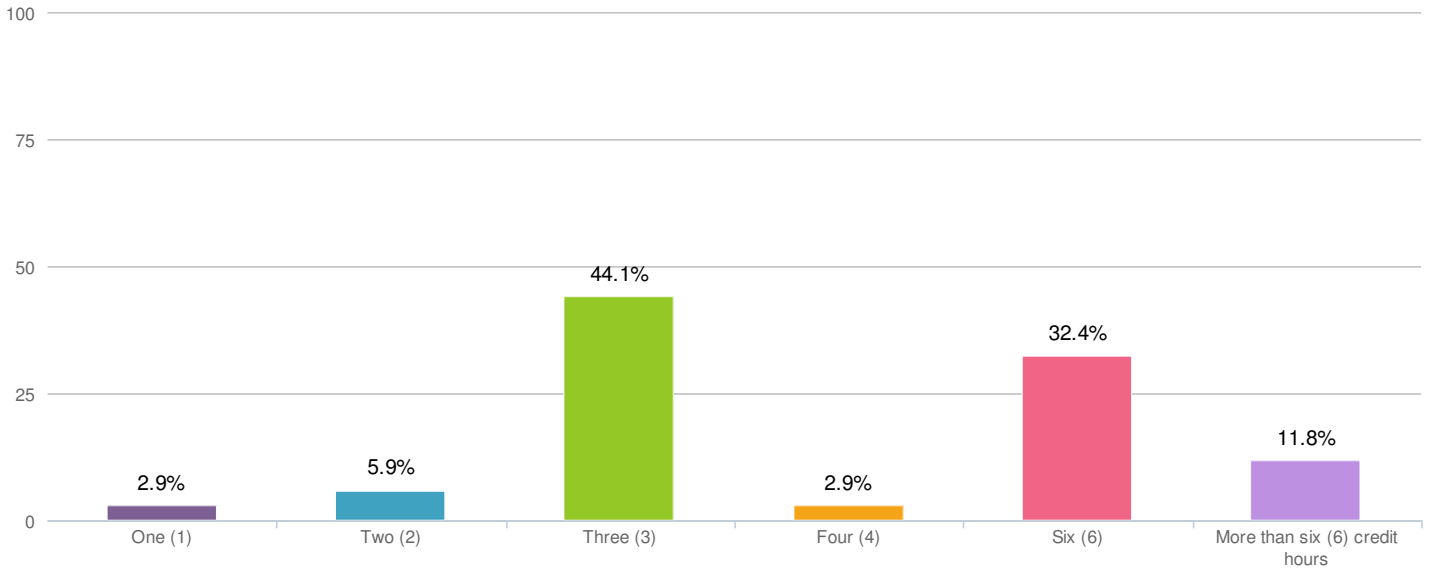
Sum	251.0
Average	15.7
StdDev	8.2
Max	31.0

56. Did you receive or are you receiving academic credit for your internship / co-op experience?



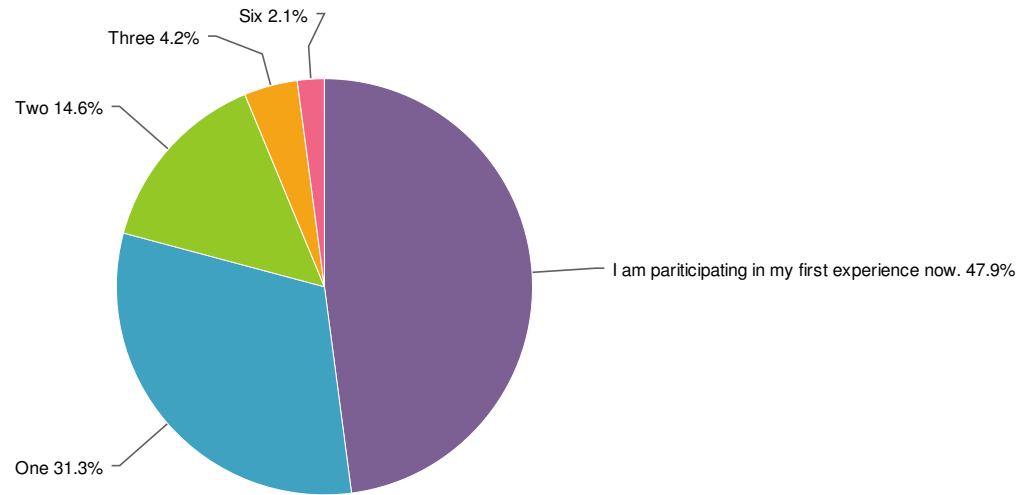
Yes	70.8%		34
No	29.2%		14
Total			48









57. How many credits did you or will you receive for your internship / co-op experience?



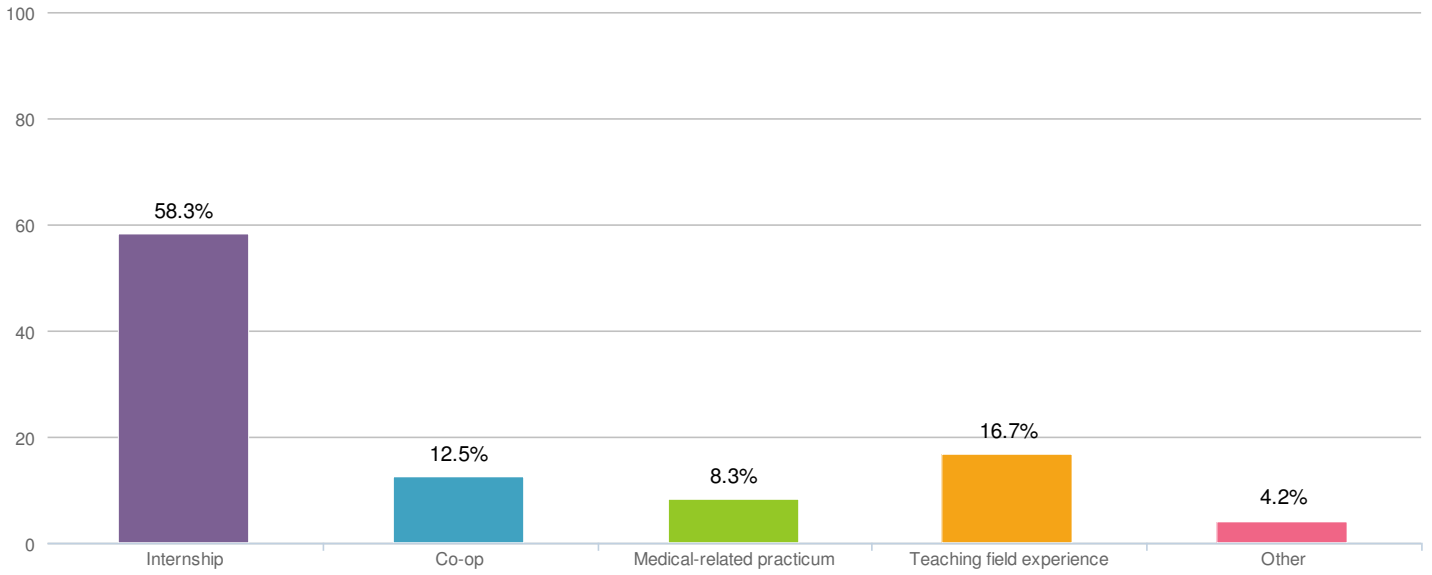
One (1)	2.9%		1
Two (2)	5.9%		2
Three (3)	44.1%		15
Four (4)	2.9%		1
Five (5)	0.0%		0
Six (6)	32.4%		11
More than six (6) credit hours	11.8%		4
Total			34






58. How many distinct internship and co-op experiences have you had during your undergraduate academic experience? (Please only count experiences of four weeks or more.)



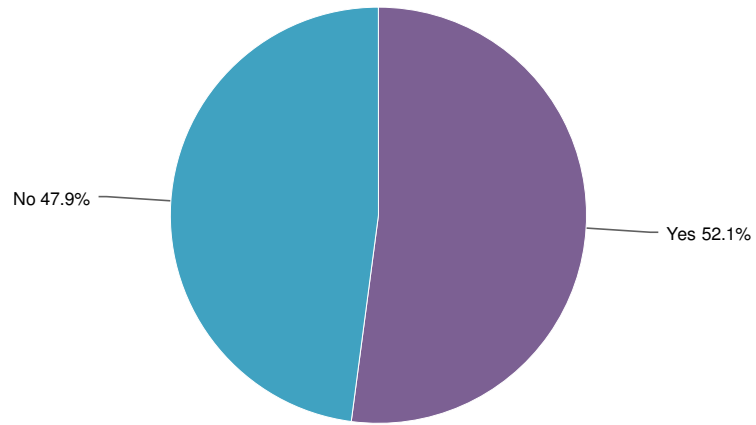
I am participating in my first experience now.	47.9%		23
One	31.3%		15
Two	14.6%		7
Three	4.2%		2
Four	0.0%		0
Five	0.0%		0
Six	2.1%		1
More than six	0.0%		0
		Total	48



59. How would you classify the experience?



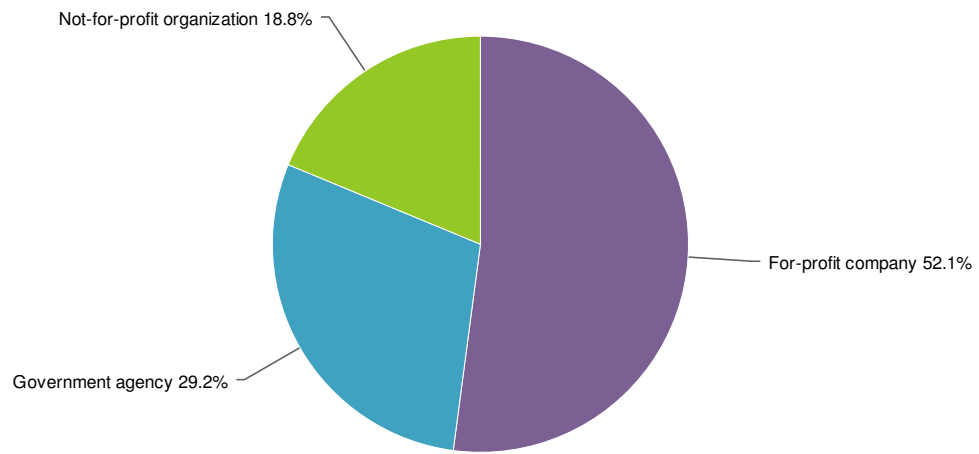
Internship	58.3%		28
Co-op	12.5%		6
Medical-related practicum	8.3%		4
Teaching field experience	16.7%		8
Other	4.2%		2
		Total	48




60. Did you receive a written employment/internship agreement from your host company?



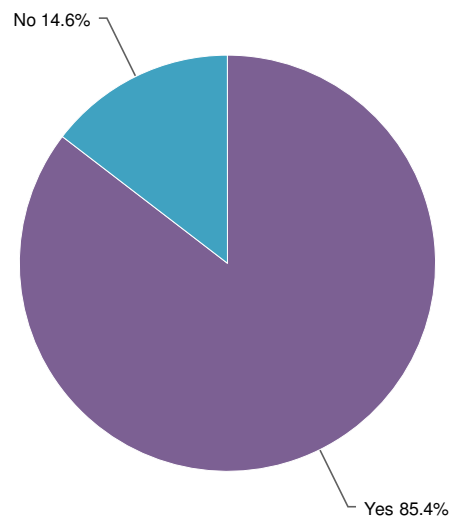
Yes	52.1%		25
No	47.9%		23
Total			48



61. Which type of organization hosted your experience?



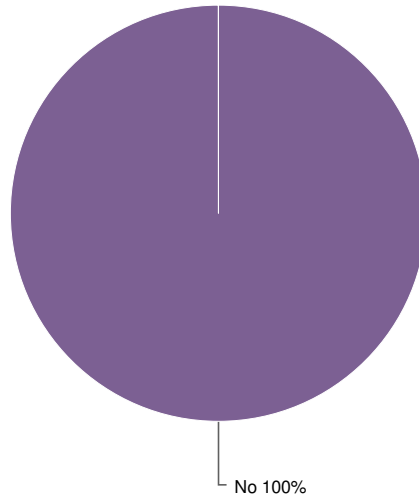
For-profit company	52.1%		25
Government agency	29.2%		14
Not-for-profit organization	18.8%		9
		Total	48

62. Did your internship / co-op experience help you to explore interests and career options?



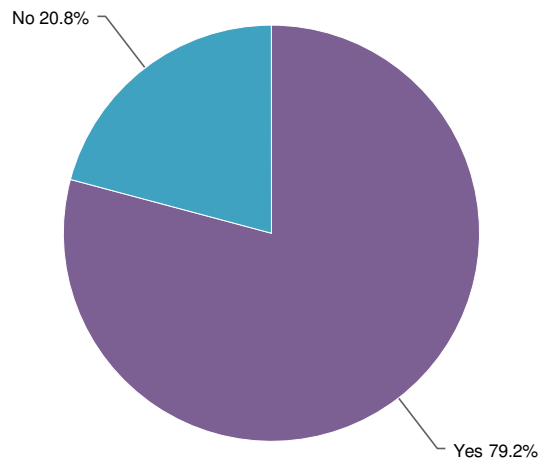
Yes	85.4%		41
No	14.6%		7
Total			48



63. Did your internship / co-op experience take place outside of the United States?



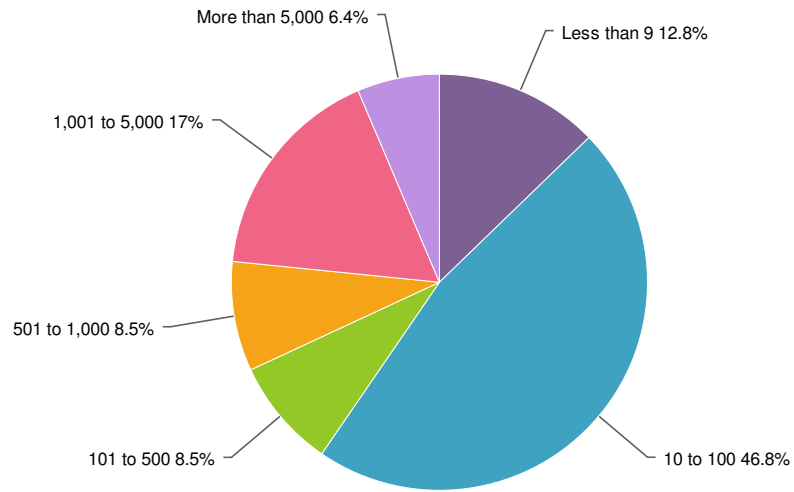
Yes	0.0%		0
No	100.0%		48
Total			48

65. Was or is your internship or co-op located within a 30 to 60 minute commute of your school?



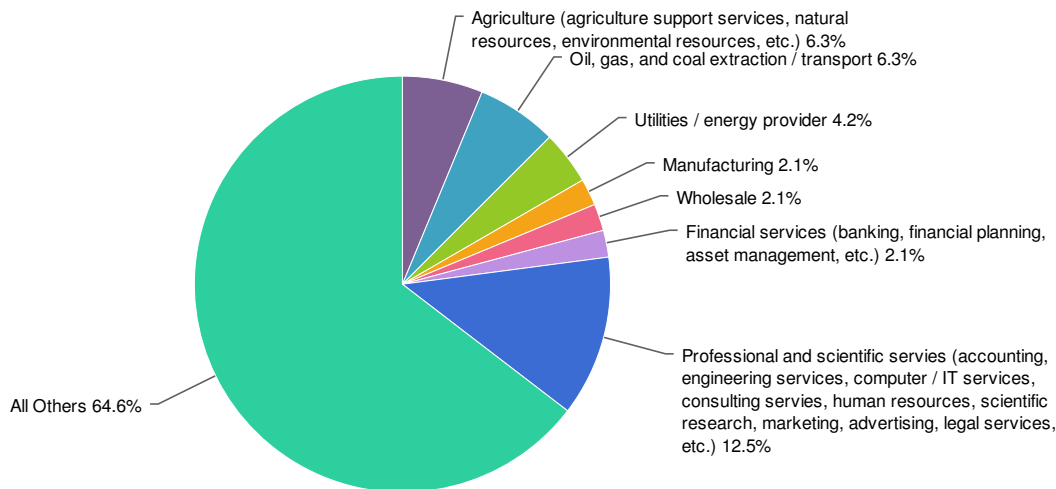
Yes	79.2%		38
No	20.8%		10
Total			48











66. How many people worked for the organization that hosted your internship or co-op? (Approximately)






				Statistics	
Less than 9	12.8%		6	Sum	2,636.0
10 to 100	46.8%		22	Average	69.4
101 to 500	8.5%		4	StdDev	150.8
501 to 1,000	8.5%		4	Max	501.0
1,001 to 5,000	17.0%		8		
More than 5,000	6.4%		3		
Total			47		

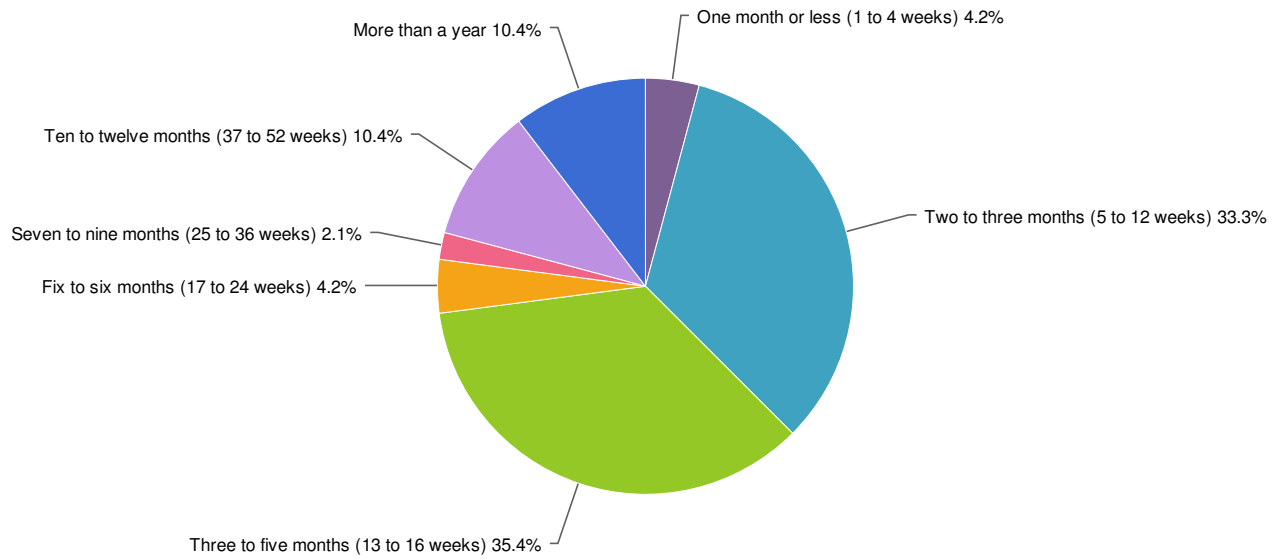
67. Which best describes the industry where you worked?



Agriculture (agriculture support services, natural resources, environmental resources, etc.)	6.3%		3
Oil, gas, and coal extraction / transport	6.3%		3
Construction	0.0%		0
Utilities / energy provider	4.2%		2
Manufacturing	2.1%		1
Wholesale	2.1%		1
Retail / merchandising	0.0%		0
Transportation (airlines, railroads, trucking, logistics)	0.0%		0
Information services (publishing, broadcasting, telecommunications, internet / web providers, etc.)	0.0%		0
Financial services (banking, financial planning, asset management, etc.)	2.1%		1
Real estate / leasing companies	0.0%		0
Professional and scientific services (accounting, engineering services, computer / IT services, consulting services, human resources, scientific research, marketing, advertising, legal services, etc.)	12.5%		6
Arts and entertainment	6.3%		3
Educational services	25.0%		12
Health sciences	16.7%		8
Not-for-profit organization	0.0%		0
Total			48

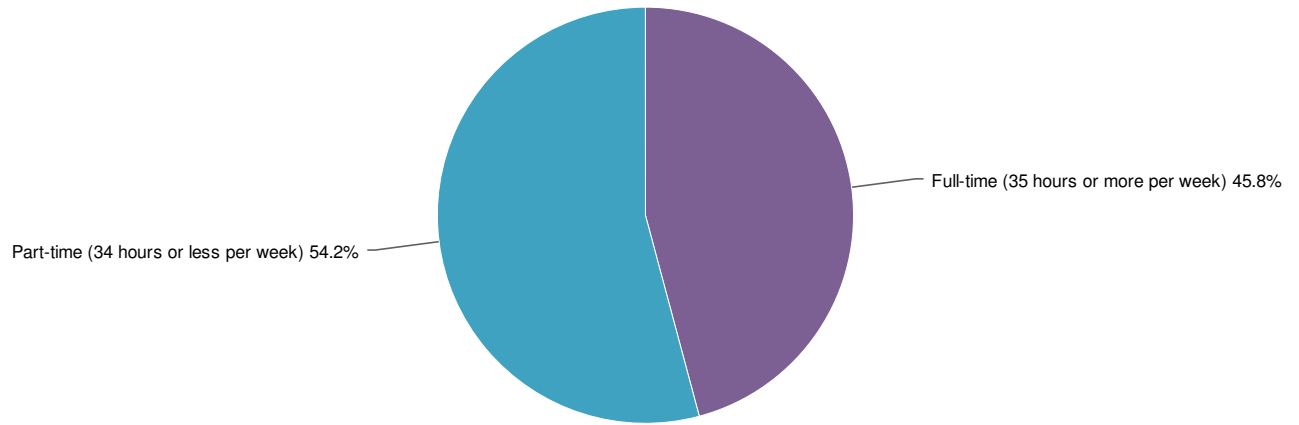
Food and lodging services	4.2%		2
Government: state and local agencies	12.5%		6
Government: federal agencies	0.0%		0
		Total	48

68. How long did the experience last?



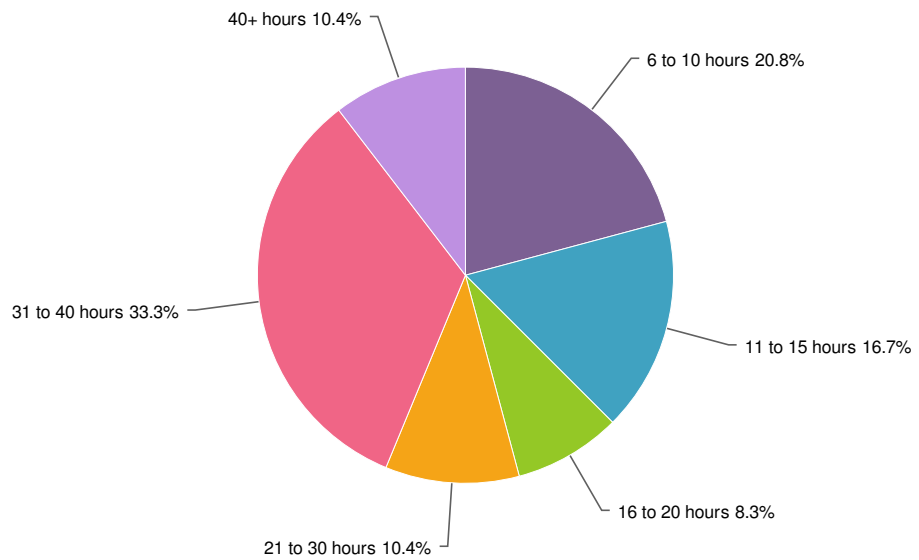
One month or less (1 to 4 weeks)	4.2%		2
Two to three months (5 to 12 weeks)	33.3%		16
Three to five months (13 to 16 weeks)	35.4%		17
Fix to six months (17 to 24 weeks)	4.2%		2
Seven to nine months (25 to 36 weeks)	2.1%		1
Ten to twelve months (37 to 52 weeks)	10.4%		5
More than a year	10.4%		5
Total			48

69. Would you consider the experience to be full-time or part-time?



Full-time (35 hours or more per week)	45.8%		22
Part-time (34 hours or less per week)	54.2%		26
Total			48

70. On average, how many hours per week did you work?

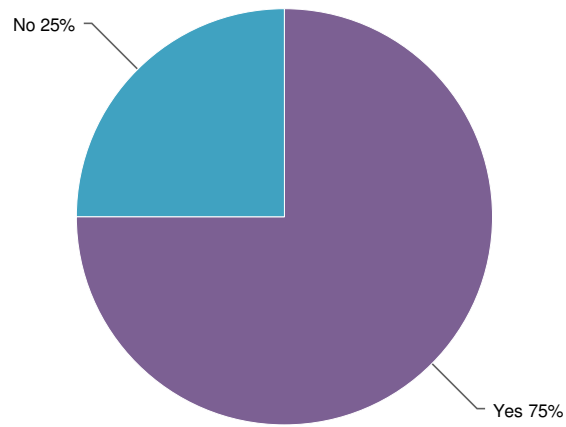




1 to 5 hours	0.0%	<div style="width: 0%;"></div>	0
6 to 10 hours	20.8%	<div style="width: 20.8%;"></div>	10
11 to 15 hours	16.7%	<div style="width: 16.7%;"></div>	8
16 to 20 hours	8.3%	<div style="width: 8.3%;"></div>	4
21 to 30 hours	10.4%	<div style="width: 10.4%;"></div>	5
31 to 40 hours	33.3%	<div style="width: 33.3%;"></div>	16
40+ hours	10.4%	<div style="width: 10.4%;"></div>	5
Total			48

Statistics

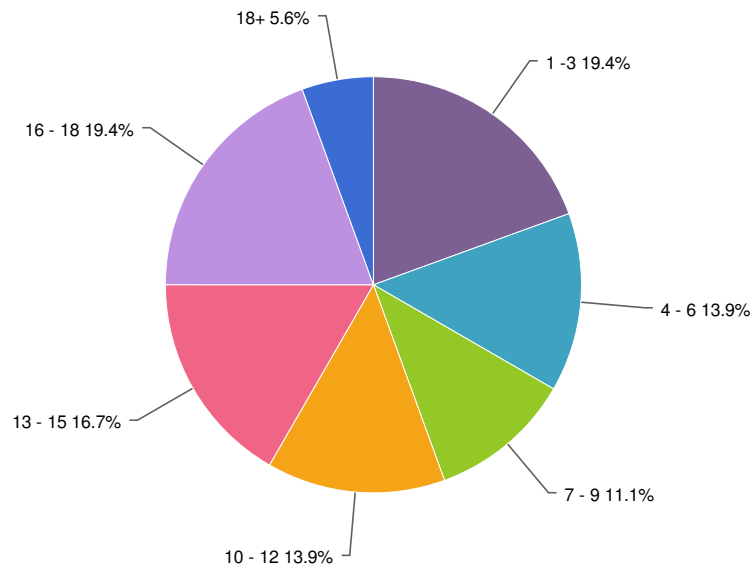
Sum	1,013.0
Average	21.1
StdDev	11.7
Max	40.0

71. Did you attend classes or are you presently attending classes while working on the internship / co-op experience?



Yes	75.0%		36
No	25.0%		12
Total			48

72. How many credits were you or are you earning as a student while taking part in your internship / co-op experience?

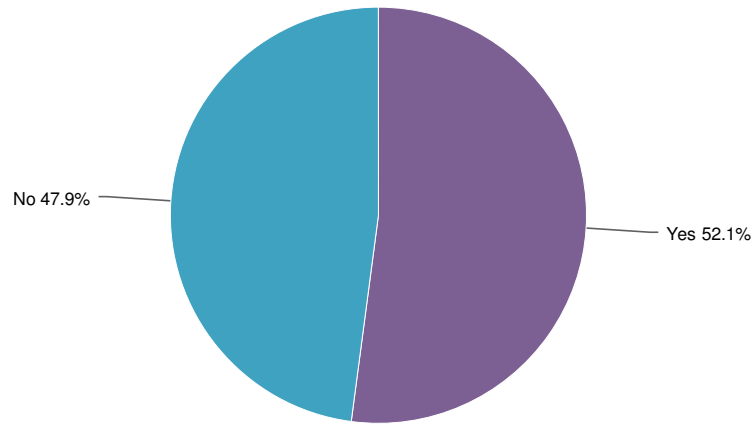




1 - 3	19.4%		7
4 - 6	13.9%		5
7 - 9	11.1%		4
10 - 12	13.9%		5
13 - 15	16.7%		6
16 - 18	19.4%		7
18 +	5.6%		2
Total			36

Statistics

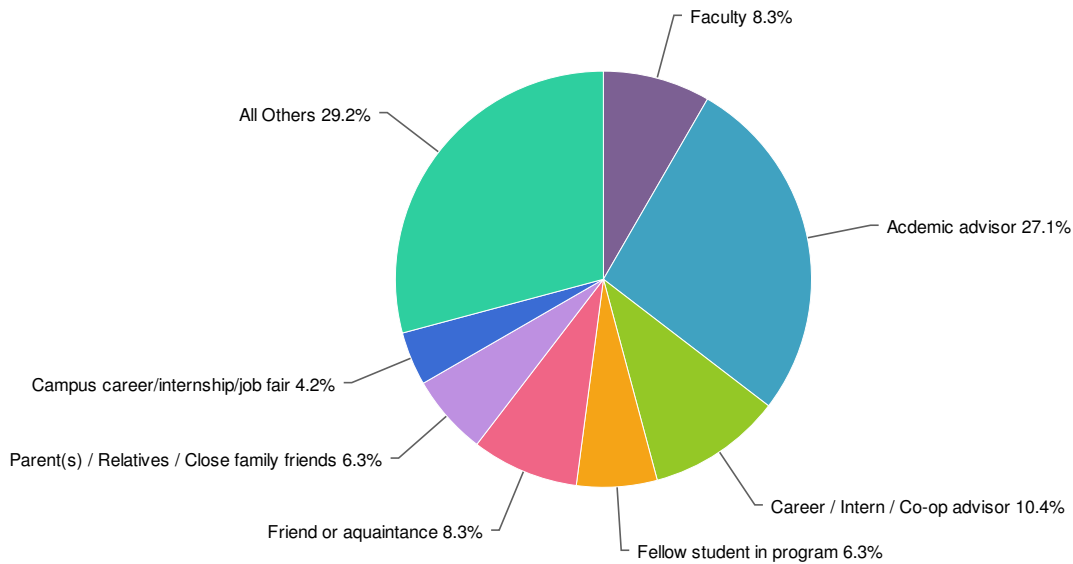
Sum	331.0
Average	9.2
StdDev	5.8
Max	18.0

73. Was your internship / co-op located in your hometown?



Yes	52.1%		25
No	47.9%		23
Total			48

74. Which source best describes how you learned about the internship / co-op?

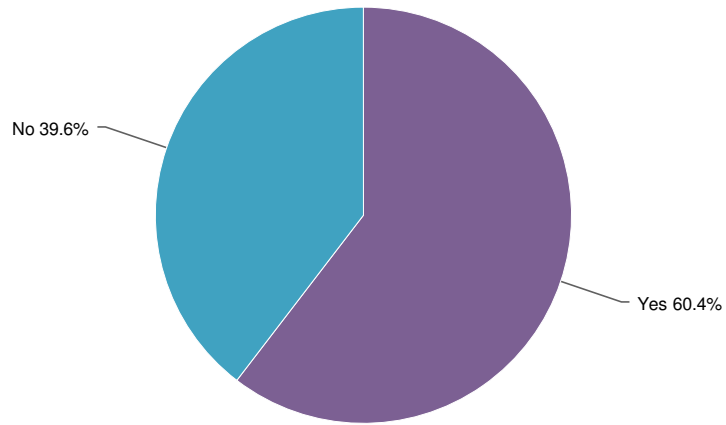


Faculty	8.3%	4
Academic advisor	27.1%	13
Career / Intern / Co-op advisor	10.4%	5
Fellow student in program	6.3%	3
Friend or acquaintance	8.3%	4
Parent(s) / Relatives / Close family friends	6.3%	3
Alumni of my institution	0.0%	0
Campus career/internship/job fair	4.2%	2
Off-campus employment fair	0.0%	0
Campus employer / career system	4.2%	2
On-campus employer information session	0.0%	0
Posting on an internship job board website (internships.com, etc.)	0.0%	0
Social network (Facebook, LinkedIn, Twitter, etc.)	0.0%	0
Company / organization website	14.6%	7
Email announcement	2.1%	1
Academic department announcement	8.3%	4
Total		48

75. Indicate how helpful each of the following resources has been in your search for an internship / co-op. (If you have not used the source, check the appropriate box.)

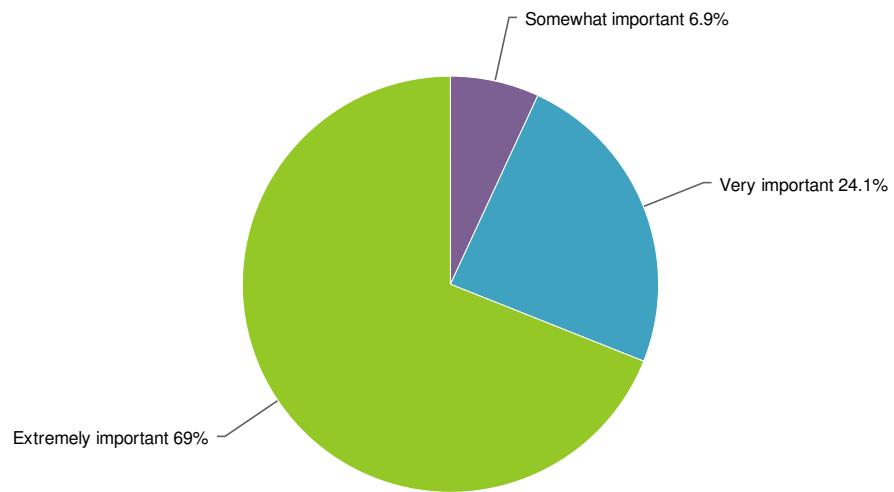
	Have Not Used	Not Very Helpful	Somewhat Helpful	Modestly Helpful	Very Helpful	Extremely Helpful	Responses
Faculty / Academic Advisor	8 16.7%	2 4.2%	4 8.3%	4 8.3%	10 20.8%	20 41.7%	48
Career Center Advisor	24 50.0%	0 0.0%	5 10.4%	3 6.3%	7 14.6%	9 18.8%	48
Friend or Fellow Student	13 27.1%	3 6.3%	5 10.4%	12 25.0%	11 22.9%	4 8.3%	48
Parent(s) / Relatives / Close family friends	19 39.6%	5 10.4%	5 10.4%	5 10.4%	6 12.5%	8 16.7%	48
Alumni of my institution	26 54.2%	7 14.6%	3 6.3%	3 6.3%	7 14.6%	2 4.2%	48
Campus career/internship fair	22 45.8%	4 8.3%	6 12.5%	4 8.3%	6 12.5%	6 12.5%	48
Campus employer / career system	26 54.2%	5 10.4%	3 6.3%	1 2.1%	7 14.6%	6 12.5%	48
On-campus employer information session	31 64.6%	4 8.3%	3 6.3%	0 0.0%	7 14.6%	3 6.3%	48
Posting on an internship job board website (internships.com, etc.)	33 68.8%	4 8.3%	3 6.3%	2 4.2%	3 6.3%	3 6.3%	48
Social network (Facebook, LinkedIn, Twitter, etc.)	27 56.3%	4 8.3%	4 8.3%	6 12.5%	4 8.3%	3 6.3%	48
Company / organization website	27 56.3%	4 8.3%	3 6.3%	6 12.5%	5 10.4%	3 6.3%	48
Email announcement from your institution	18 37.5%	1 2.1%	2 4.2%	6 12.5%	8 16.7%	13 27.1%	48

76. Is there a specific person that has helped guide you in your search for an internship / co-op?



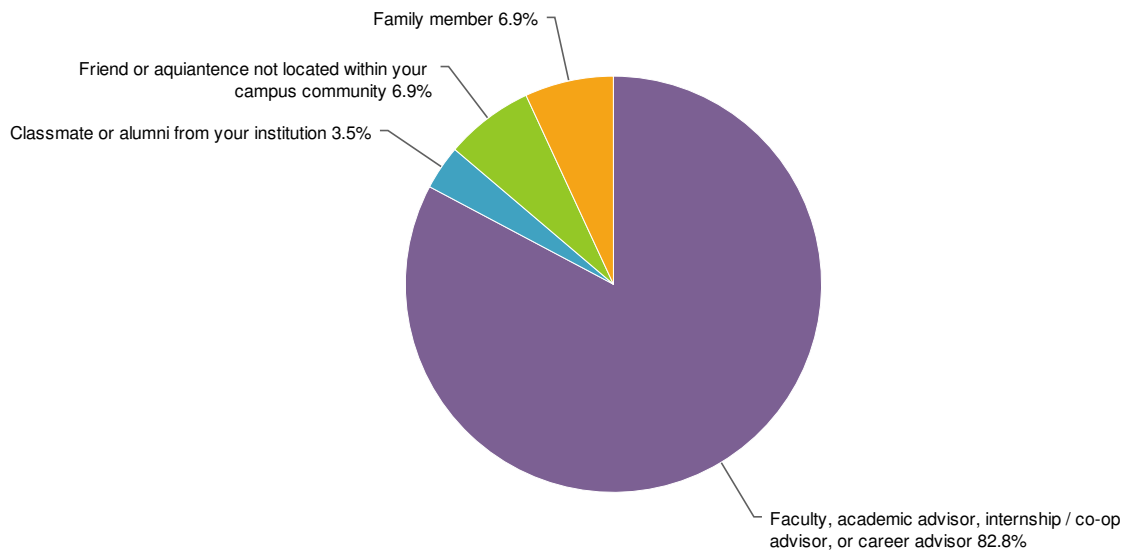
Yes	60.4%		29
No	39.6%		19
Total			48

77. How important has the assistance of this person been?



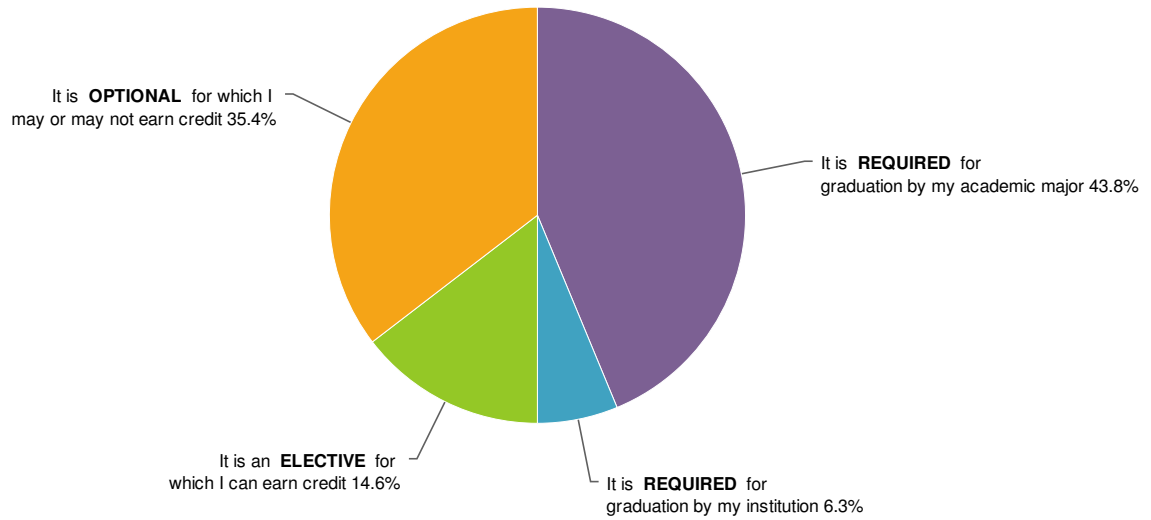
				Statistics	
Not very important	0.0%		0	Sum	134.0
Not important	0.0%		0	Average	4.6
Somewhat important	6.9%		2	StdDev	0.6
Very important	24.1%		7	Max	5.0
Extremely important	69.0%		20		
Total			29		

78. Please indicate which group this individual belongs to:



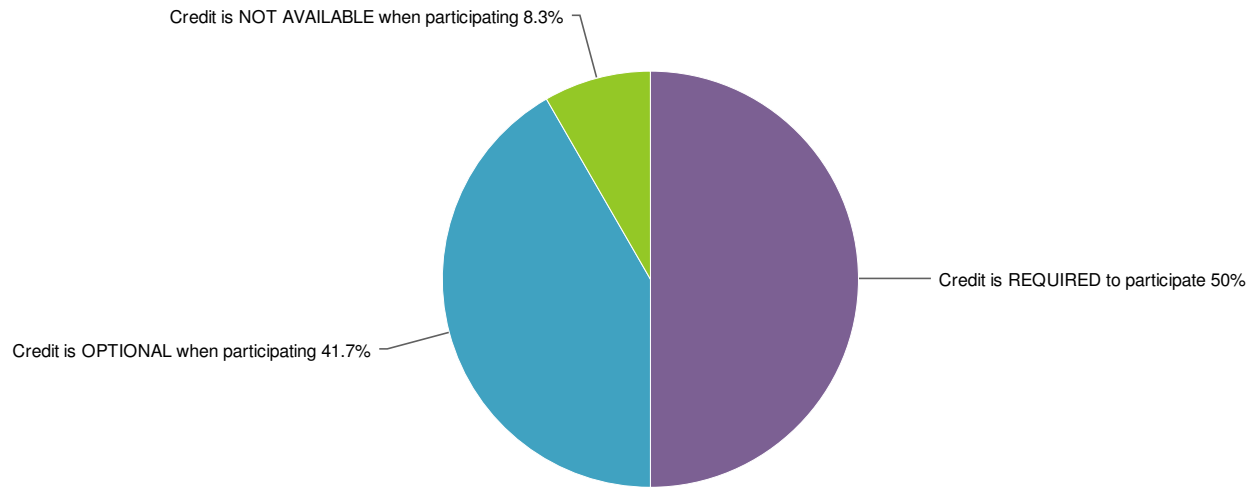
Faculty, academic advisor, internship / co-op advisor, or career advisor	82.8%		24
Classmate or alumni from your institution	3.5%		1
Friend or acquaintance not located within your campus community	6.9%		2
Family member	6.9%		2
A person you met through your contact or social networking	0.0%		0
Other	0.0%		0
Total			29

80. Which of the following best describes how internships / co-ops are incorporated into your academic program?



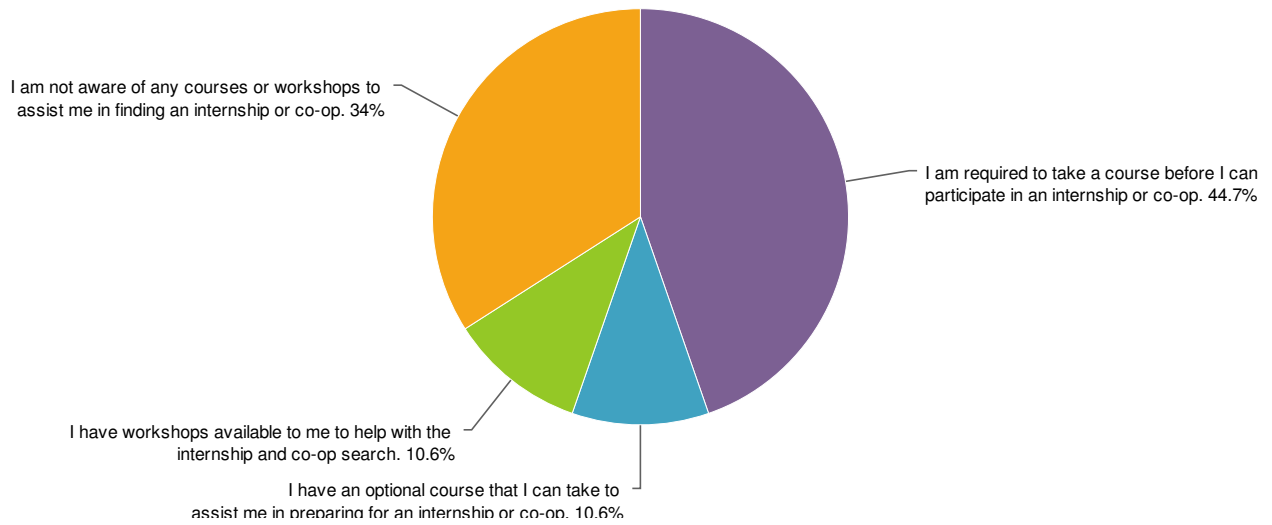
It is REQUIRED for graduation by my academic major	43.8%		21
It is REQUIRED for graduation by my institution	6.3%		3
It is an ELECTIVE for which I can earn credit	14.6%		7
It is OPTIONAL for which I may or may not earn credit	35.4%		17
Total			48

81. Which best describes how your institution handles academic credit for internships / co-ops?



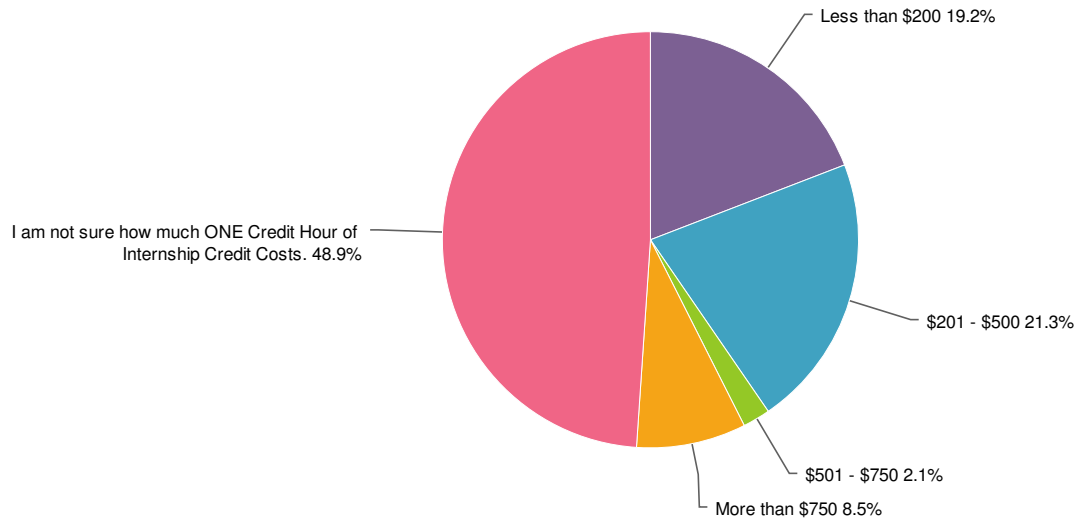
Credit is REQUIRED to participate	50.0%		24
Credit is OPTIONAL when participating	41.7%		20
Credit is NOT AVAILABLE when participating	8.3%		4
		Total	48

82. In preparation for your internship experience or to assist you in searching for an internship you may have a course, seminar, or workshop available to you. Which of the following best describes the options available to you:



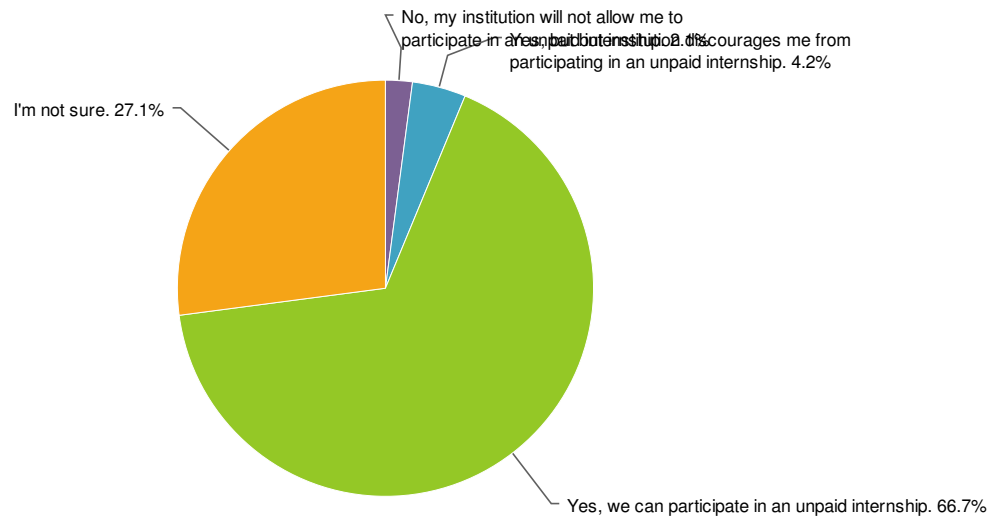
I am required to take a course before I can participate in an internship or co-op.	44.7%		21
I have an optional course that I can take to assist me in preparing for an internship or co-op.	10.6%		5
I have workshops available to me to help with the internship and co-op search.	10.6%		5
I am not aware of any courses or workshops to assist me in finding an internship or co-op.	34.0%		16
		Total	47

84. Based on your institutions tuition structure, what is the average cost you must pay for ONE internship credit hour? (Whole numbers only please. No dollar sign or decimals allowed.)



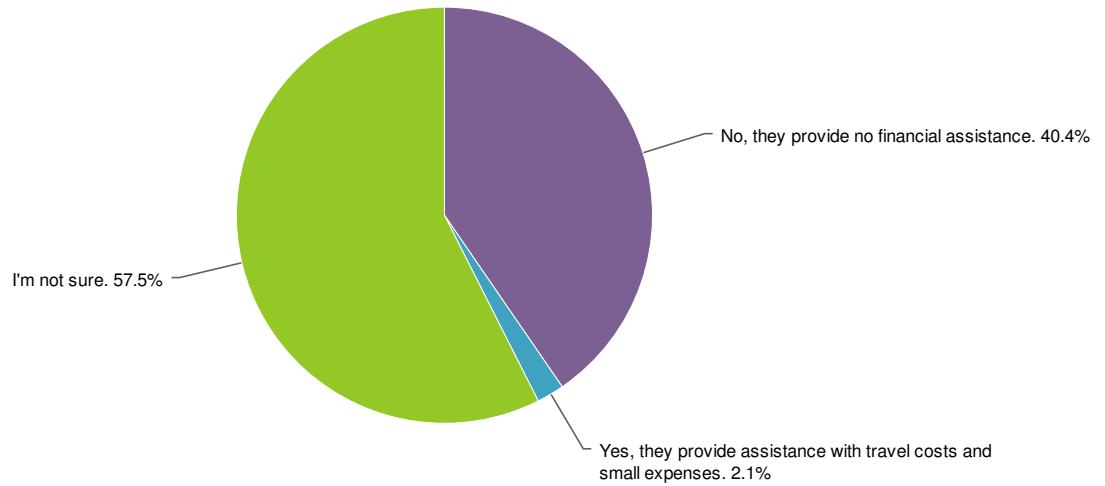
Less than \$200	19.2%		9
\$201 - \$500	21.3%		10
\$501 - \$750	2.1%		1
More than \$750	8.5%		4
I am not sure how much ONE Credit Hour of Internship Credit Costs.	48.9%		23
Total			47

85. Does your institution allow you to participate in an unpaid internship?




No, my institution will not allow me to participate in an unpaid internship.	2.1%	1
Yes, but but institution discourages me from participating in an unpaid internship.	4.2%	2
Yes, we can participate in an unpaid internship.	66.7%	32
I'm not sure.	27.1%	13
Total		48

86. Does your institution provide any kind of monetary support for students participating in unpaid internships?



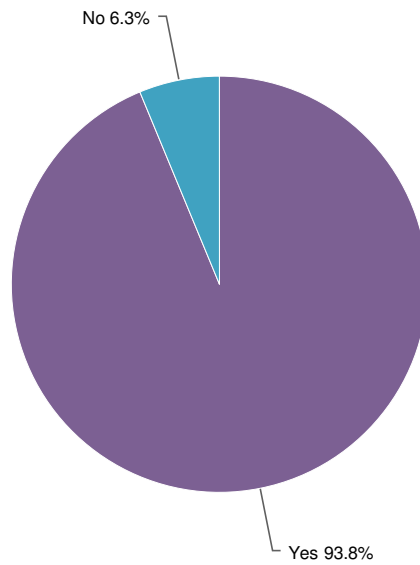
No, they provide no financial assistance.	40.4%		19
Yes, they provide assistance with travel costs and small expenses.	2.1%		1
Yes, they provide a small stipend upon completion of the internship.	0.0%		0
I'm not sure.	57.5%		27
Total			47

87. What is the monetary support based on?



Financial need	0.0%		0
On-the-job performance	100.0%		1
Academic performance	0.0%		0
Specific academic major	0.0%		0
I do not know	0.0%		0
Total			1

88. Overall, I was satisfied with my Internship or Co-op Experience

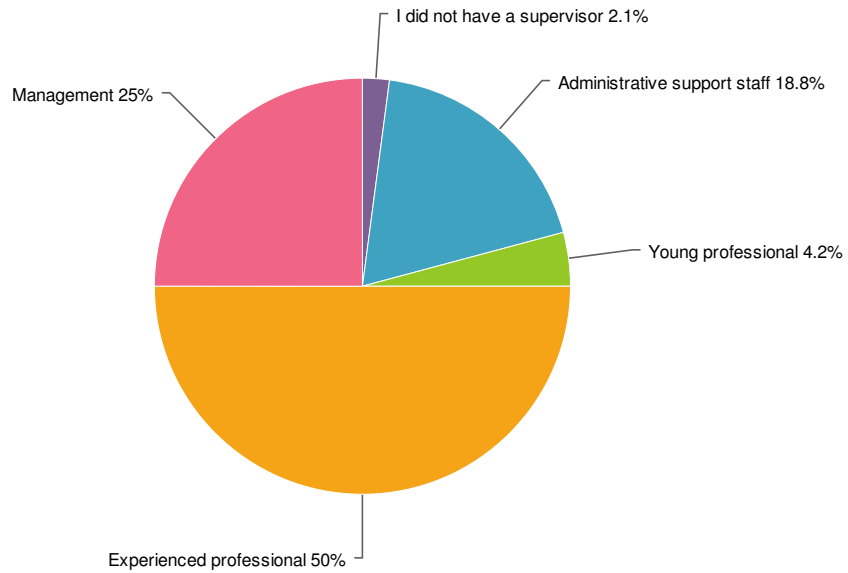


Yes	93.8%		45
No	6.3%		3
Total			48

89. Please rate the extent to which you agree or disagree with each of the following statements:

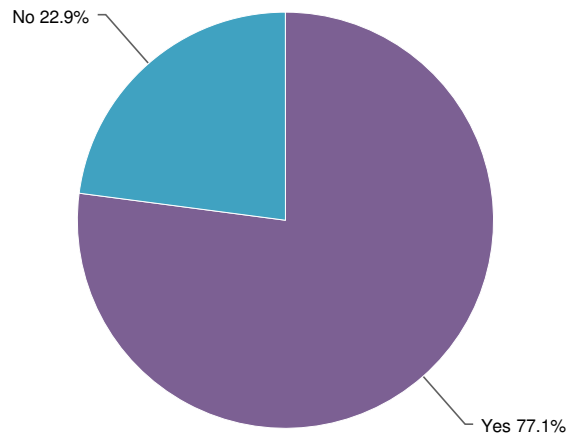
	Strongly Disagree	Moderately Disagree	Neither Agree or Disagree	Moderately Agree	Strongly Agree	Responses
I received adequate training to complete my assignments.	3 6.3%	2 4.2%	3 6.3%	14 29.2%	26 54.2%	48
The organization effectively articulated what was expected of me.	3 6.3%	3 6.3%	5 10.4%	13 27.1%	24 50.0%	48
The organization demonstrated commitment to my professional growth.	3 6.3%	5 10.4%	5 10.4%	7 14.6%	28 58.3%	48
The organization actively solicited feedback from me regarding my experience.	5 10.4%	5 10.4%	10 20.8%	9 18.8%	19 39.6%	48
The value of the internship/co-op program was recognized throughout the organization.	2 4.2%	4 8.3%	5 10.4%	10 20.8%	27 56.3%	48
I was given the opportunity to learn new skills.	2 4.2%	0 0.0%	4 8.3%	7 14.6%	35 72.9%	48
I performed menial tasks (filing, etc.)	7 14.6%	5 10.4%	12 25.0%	8 16.7%	16 33.3%	48
I was assigned meaningful projects to complete.	1 2.1%	4 8.3%	5 10.4%	9 18.8%	29 60.4%	48
I was able to assume additional responsibilities as my experienced increased.	3 6.3%	2 4.2%	4 8.3%	14 29.2%	25 52.1%	48



90. Which of the following groups did your supervisor belong to?



I did not have a supervisor	2.1%		1
Administrative support staff	18.8%		9
Young professional	4.2%		2
Experienced professional	50.0%		24
Management	25.0%		12
Total			48

91. Did you establish a mentor relationship with someone other than your supervisor?



Yes	77.1%		37
No	22.9%		11
Total			48

92. To what extent did your supervisor or mentor provide or is providing you each of the following during your assignment?

	Not At All	To a Small Extent	To Some Extent	To a Large Extent	To a Very Great Extent	Responses
Gives (gave) me challenging assignments that present opportunities to learn new skills	3 6.4%	4 8.5%	8 17.0%	7 14.9%	25 53.2%	47
Provide(d) contact with managers/professionals in other parts of the organization.	3 6.4%	1 2.1%	13 27.7%	7 14.9%	23 48.9%	47
Help(ed) meet co-workers	4 8.5%	1 2.1%	7 14.9%	9 19.1%	26 55.3%	47
Help(ed) me finish assignments or meet deadlines that otherwise would have been difficult to complete.	7 14.9%	5 10.6%	7 14.9%	12 25.5%	16 34.0%	47
Protect(ed) you from working with individuals or work units until you had a chance to learn more about them	7 14.9%	4 8.5%	7 14.9%	11 23.4%	18 38.3%	47
Promot(ed) my career interests, including seeking a full-time position.	8 17.0%	5 10.6%	9 19.1%	8 17.0%	17 36.2%	47
My supervisor provided constructive feedback on my performance.	4 8.5%	2 4.3%	6 12.8%	11 23.4%	24 51.1%	47
My supervisor respected me, treating me as a professional.	0 0.0%	2 4.3%	5 10.6%	9 19.1%	31 66.0%	47
Empathic for the concerns and feelings you shared.	3 6.4%	5 10.6%	4 8.5%	10 21.3%	25 53.2%	47
Shared history of his or her career.	3 6.4%	2 4.3%	7 14.9%	9 19.1%	26 55.3%	47
Encourage(d) me to try new ways of behaving and acting professionally	2 4.3%	4 8.7%	8 17.4%	14 30.4%	18 39.1%	46
Serve(d) as a role model	2 4.3%	2 4.3%	7 14.9%	11 23.4%	25 53.2%	47
My supervisor respected me, treating me as a professional.	0 0.0%	3 6.4%	4 8.5%	10 21.3%	30 63.8%	47

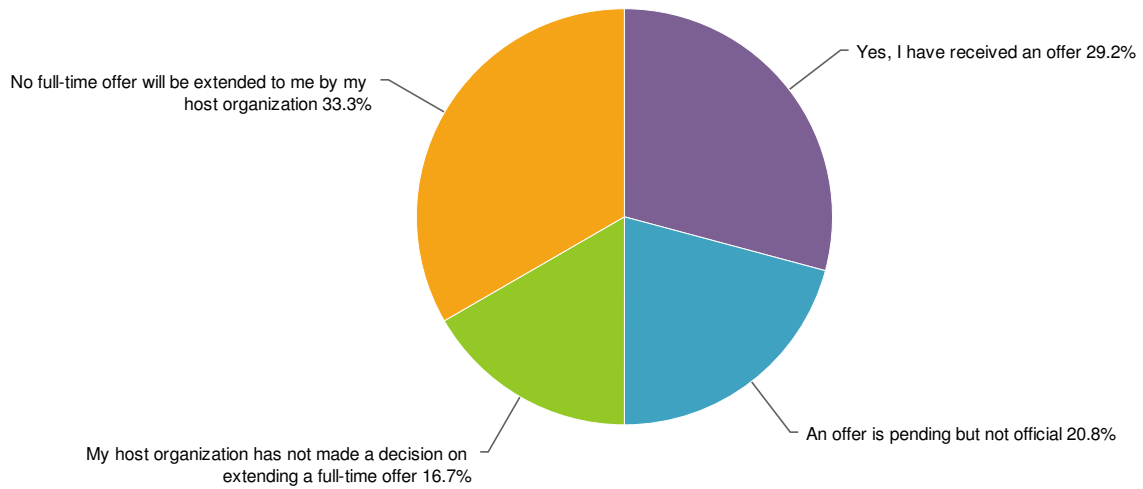
93. To what extent do you agree with the following statements as a direct result of your internship / co-op?

	Strongly Disagree	Moderately Disagree	Neither Agree or Disagree	Moderately Agree	Strongly Agree	Responses
I was provided with experience that I have never had before.	3 6.4%	1 2.1%	2 4.3%	10 21.3%	31 66.0%	47
I am more comfortable working with others as part of a team.	3 6.4%	0 0.0%	5 10.6%	9 19.1%	30 63.8%	47
It is important to build relationships with others at work.	1 2.1%	0 0.0%	3 6.4%	8 17.0%	35 74.5%	47
I have a thorough understanding of the occupation.	2 4.3%	1 2.1%	3 6.4%	18 38.3%	23 48.9%	47
I am confident with my level of skills and competencies.	0 0.0%	2 4.3%	4 8.5%	18 38.3%	23 48.9%	47
My co-workers would consider me "part of the team."	2 4.3%	2 4.3%	4 8.5%	10 21.3%	29 61.7%	47
I took time to get to know people within the host organization.	3 6.4%	1 2.1%	6 12.8%	14 29.8%	23 48.9%	47
I gained an understanding of how to work in a social organization	2 4.3%	0 0.0%	8 17.0%	11 23.4%	26 55.3%	47
I realized my own strengths and weaknesses as a future employee through my internship	1 2.1%	1 2.1%	2 4.3%	17 36.2%	26 55.3%	47
I learned being able to work with people different from myself was really important	3 6.4%	0 0.0%	2 4.3%	10 21.3%	32 68.1%	47
I now know the advantages and disadvantages of working in this type of job	1 2.1%	0 0.0%	3 6.4%	13 27.7%	30 63.8%	47
I was allowed to see how working as a real employee feel like	2 4.3%	0 0.0%	8 17.0%	9 19.1%	28 59.6%	47
I understand myself better through this internship	1 2.1%	0 0.0%	8 17.0%	14 29.8%	24 51.1%	47

94. Please indicate whether you agree or disagree with the following statements that ask about the mastery you gained from your internship.

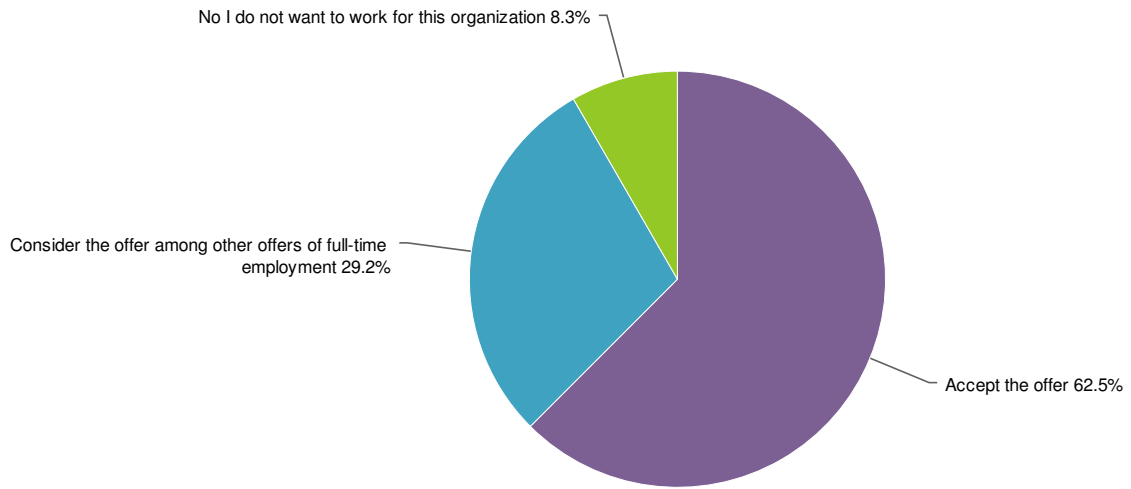
	Strongly Disagree	Disagree	Neither Agree or Disagree	Agree	Strongly Agree	Responses
I feel confident about the adequacy of my skills and competencies	0 0.0%	2 4.3%	5 10.6%	15 31.9%	25 53.2%	47
I feel competent conducting my internship assignment	0 0.0%	1 2.1%	4 8.5%	17 36.2%	25 53.2%	47
I have learned how to successfully perform my internship assignment in an efficient manner	0 0.0%	1 2.1%	2 4.3%	21 44.7%	23 48.9%	47
I have mastered the required tasks of my internship	0 0.0%	1 2.1%	4 8.5%	16 34.0%	26 55.3%	47
I have not fully developed the appropriate skills and abilities to successfully perform my internship	10 21.3%	13 27.7%	6 12.8%	5 10.6%	13 27.7%	47

95. Have you received a full-time job offer from the organization where you did your most recent internship/co-op or are completing your current assignment?



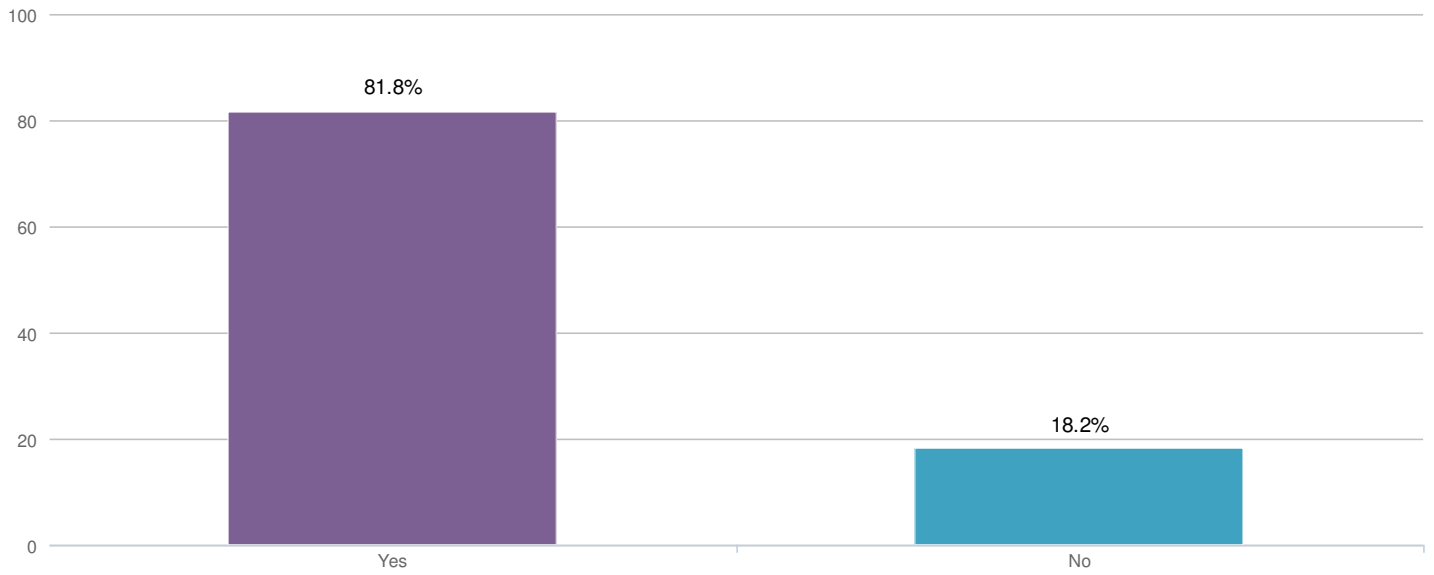
Yes, I have received an offer	29.2%		14
An offer is pending but not official	20.8%		10
My host organization has not made a decision on extending a full-time offer	16.7%		8
No full-time offer will be extended to me by my host organization	33.3%		16
Total			48



96. As you have been made or are expecting an offer, will you accept?



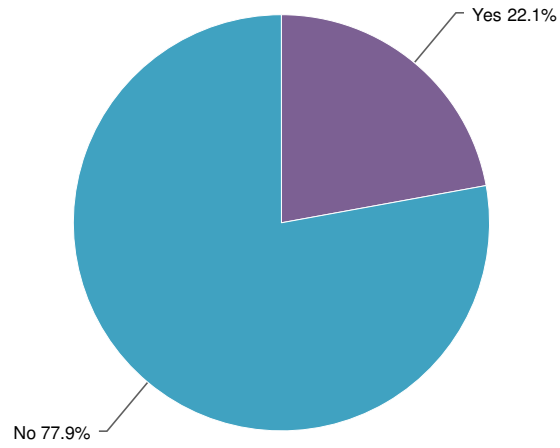
Accept the offer	62.5%		15
Consider the offer among other offers of full-time employment	29.2%		7
No I do not want to work for this organization	8.3%		2
No I have other plans after graduation and will not be working full-time	0.0%		0
		Total	24



98. Do you believe your university prepares its students effectively to work at an internship / co-op site?



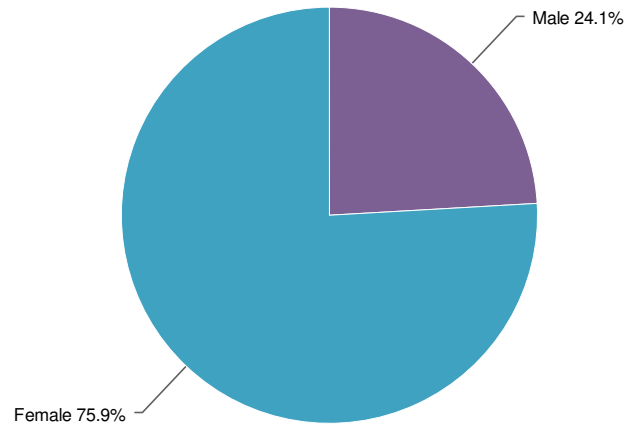
Yes	81.8%		292
No	18.2%		65
Total			357

99. Have you visited your university's career center to gain information about taking part in an internship or co-op?



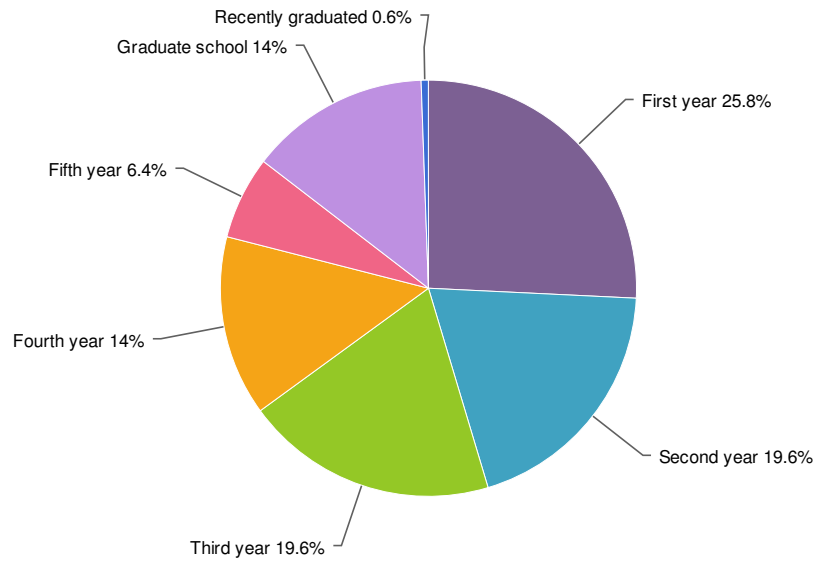
Yes	22.1%		79
No	77.9%		278
Total			357

102. What is your gender?



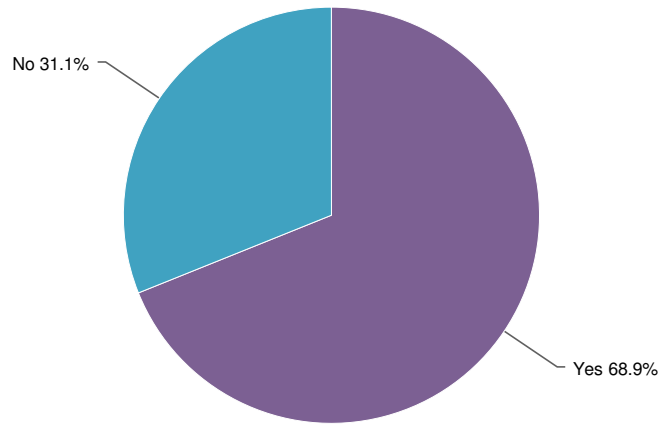
Male	24.1%		86
Female	75.9%		271
Total			357



103. Which best describes your current academic standing?



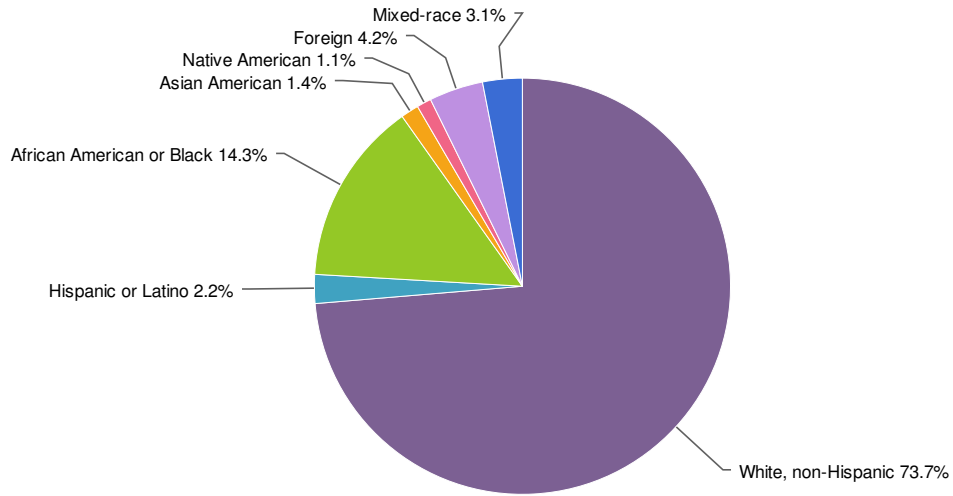
First year	25.8%		92
Second year	19.6%		70
Third year	19.6%		70
Fourth year	14.0%		50
Fifth year	6.4%		23
Graduate school	14.0%		50
Recently graduated	0.6%		2
Total			357

104. Do you currently receive financial aid?



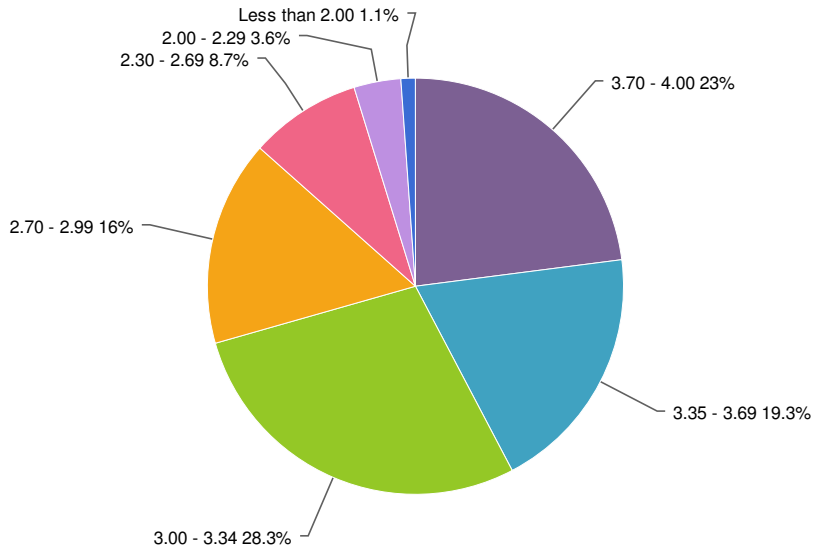
Yes	68.9%		246
No	31.1%		111
Total			357

105. What is your ethnic affiliation?



White, non-Hispanic	73.7%		263
Hispanic or Latino	2.2%		8
African American or Black	14.3%		51
Asian American	1.4%		5
Native American	1.1%		4
Foreign	4.2%		15
Mixed-race	3.1%		11
Total			357

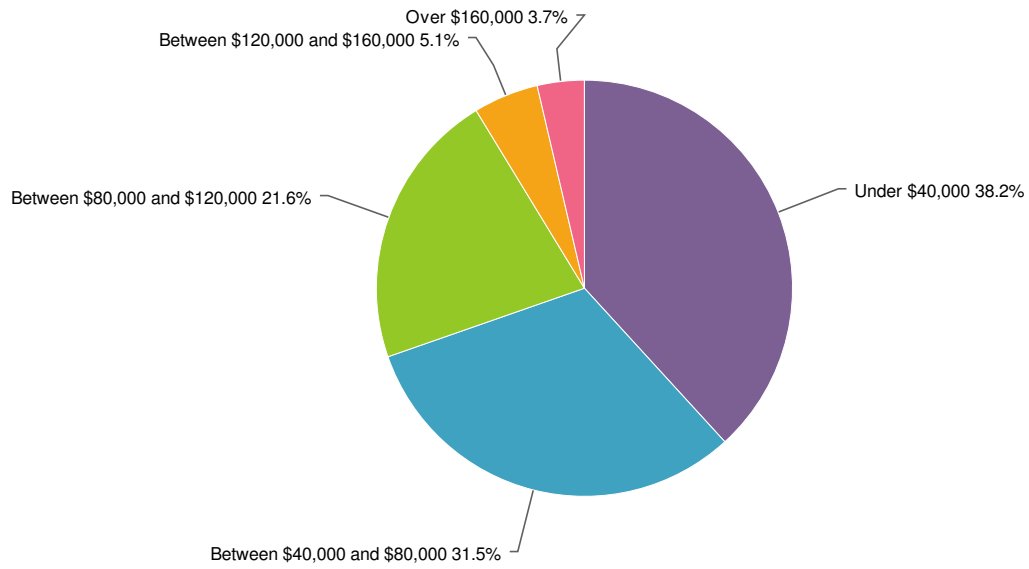
106. Which of the following best describes your GPA?



3.70 - 4.00	23.0%		82
3.35 - 3.69	19.3%		69
3.00 - 3.34	28.3%		101
2.70 - 2.99	16.0%		57
2.30 - 2.69	8.7%		31
2.00 - 2.29	3.6%		13
Less than 2.00	1.1%		4
Total			357

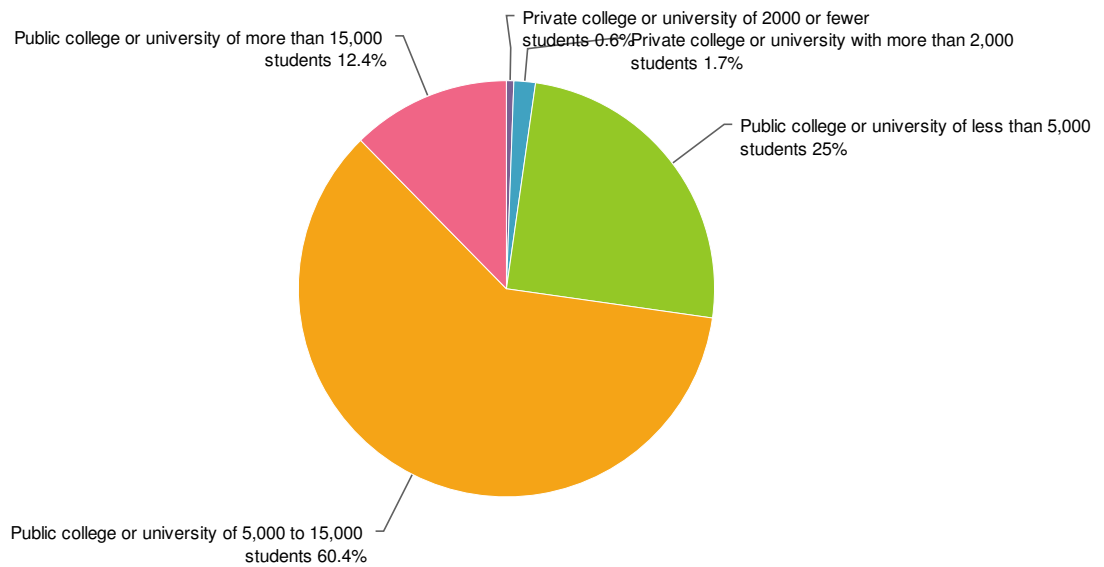
Statistics	
Sum	1,088.8
Average	3.1
StdDev	0.5
Max	3.0

107. Which category best reflects your family's household income?



Under \$40,000	38.2%		136
Between \$40,000 and \$80,000	31.5%		112
Between \$80,000 and \$120,000	21.6%		77
Between \$120,000 and \$160,000	5.1%		18
Over \$160,000	3.7%		13
Total			356

108. Of the following, which descriptions best describes the type of institution you are attending at the present time?



Two year community college	0.0%		0
Private college or university of 2000 or fewer students	0.6%		2
Private college or university with more than 2,000 students	1.7%		6
Public college or university of less than 5,000 students	25.0%		89
Public college or university of 5,000 to 15,000 students	60.4%		215
Public college or university of more than 15,000 students	12.4%		44
		Total	356













2. Mid-Atlantic: Please select your university from the list below.

Adelphi University	0.0%		0
Albright College	0.0%		0
Alfred University	0.0%		0
Cazenovia College	0.0%		0
City University of New York, Brooklyn College	0.0%		0
City University of New York - Manhattan	0.0%		0
Clarion University	0.0%		0
Juniata College	0.0%		0
La Roche College	0.0%		0
La Salle University	0.0%		0
Lafayette College	0.0%		0
Marist College	0.0%		0
Monmouth University	0.0%		0
Moravian College	0.0%		0
Mount St. Mary's University	0.0%		0
New York Institute of Technology	0.0%		0
Philadelphia University	0.0%		0
Rowan College at Gloucester County	0.0%		0
Rutgers University-Camden	0.0%		0
Skidmore College	0.0%		0
St. John's College	0.0%		0
State University of New York at Cobleskill	0.0%		0
Stevenson University	0.0%		0
SUNY Geneseo	0.0%		0
SUNY Westchester Community College	0.0%		0
Wilson College	0.0%		0
Other College Not Listed	0.0%		0
		Total	0

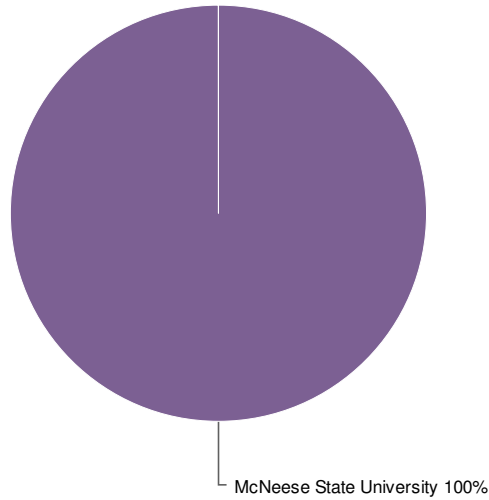
3. Midwest: Please select your university from the list below.

Buena Vista University	0.0%	<input type="text"/>	0
Baker University	0.0%	<input type="text"/>	0
Butler County Community College	0.0%	<input type="text"/>	0
Cincinnati State Technical and Community College	0.0%	<input type="text"/>	0
Concordia College - MN	0.0%	<input type="text"/>	0
Elmhurst College	0.0%	<input type="text"/>	0
Eureka College	0.0%	<input type="text"/>	0
Ferris State University	0.0%	<input type="text"/>	0
Franklin College	0.0%	<input type="text"/>	0
Heidelberg University	0.0%	<input type="text"/>	0
Indiana State University	0.0%	<input type="text"/>	0
Indiana Tech	0.0%	<input type="text"/>	0
Indiana University Southeast	0.0%	<input type="text"/>	0
Macalester College	0.0%	<input type="text"/>	0
Marian University	0.0%	<input type="text"/>	0
McKendree University	0.0%	<input type="text"/>	0
Northern Illinois University	0.0%	<input type="text"/>	0
Saint Mary-of-the-Woods College	0.0%	<input type="text"/>	0
Shawnee State University	0.0%	<input type="text"/>	0
University of Wisconsin Oshkosh	0.0%	<input type="text"/>	0
University of Wisconsin-Green Bay	0.0%	<input type="text"/>	0
Urbana University	0.0%	<input type="text"/>	0
Western Michigan University	0.0%	<input type="text"/>	0
Wichita State University	0.0%	<input type="text"/>	0
Other University or College Not Listed	0.0%	<input type="text"/>	0
		Total	0

4. New England: Please select your university from the list below.

Anna Maria College	0.0%		0
Babson College	0.0%		0
Dean College	0.0%		0
Eastern Connecticut State University	0.0%		0
Emerson College	0.0%		0
Framingham State University	0.0%		0
Mount Ida College	0.0%		0
Olin College of Engineering	0.0%		0
Sacred Heart University	0.0%		0
Saint Joseph's College of Maine	0.0%		0
University of Massachusetts Dartmouth	0.0%		0
Other University or College Not Listed	0.0%		0
		Total	0

5. South: Please select your university from the list below.



Auburn University	0.0%		0
Austin Peay State University	0.0%		0
Baton Rouge Community College	0.0%		0
Berry College	0.0%		0
Centre College	0.0%		0
Clark Atlanta University	0.0%		0
Clayton State University	0.0%		0
Coker College	0.0%		0
Elon University	0.0%		0
Emory & Henry College	0.0%		0
George Mason Univeristy	0.0%		0
Kennesaw State University	0.0%		0
Kentucky Wesleyan College	0.0%		0
King University	0.0%		0
LaGrange College	0.0%		0
Lenoir-Rhyne University	0.0%		0
Louisiana Delta Community College	0.0%		0
Lyon College	0.0%		0
McNeese State University	100.0%		357
Total			357

Nova Southeastern University	0.0%		0
Ohio Valley University	0.0%		0
Tennessee Wesleyan College	0.0%		0
University of Florida	0.0%		0
University of Louisville	0.0%		0
University of Memphis	0.0%		0
University of Mississippi	0.0%		0
Wake Forest University	0.0%		0
West Kentucky Community and Technical College	0.0%		0
Other College or University not Listed	0.0%		0
		Total	357

6. Southwest: Please select your university from the list below.

Cedar Valley College	0.0%	<input type="text"/>	0
Lamar University	0.0%	<input type="text"/>	0
New Mexico Highlands University	0.0%	<input type="text"/>	0
Stephen F. Austin State University	0.0%	<input type="text"/>	0
Texas A&M University- Corpus Christi	0.0%	<input type="text"/>	0
Texas Wesleyan University	0.0%	<input type="text"/>	0
The University of Texas at El Paso	0.0%	<input type="text"/>	0
The University of Texas at San Antonio	0.0%	<input type="text"/>	0
University of Arizona	0.0%	<input type="text"/>	0
West Texas A&M University	0.0%	<input type="text"/>	0
Other University or College not Listed	0.0%	<input type="text"/>	0
		Total	0

7. West: Please select your university from the list below.

Brigham Young University	0.0%		0
California State University, Fresno	0.0%		0
California State University, Long Beach	0.0%		0
California State University, Sacramento	0.0%		0
Carroll College	0.0%		0
Chaminade University of Honolulu	0.0%		0
Colorado College	0.0%		0
Colorado State University	0.0%		0
George Fox University	0.0%		0
Green River Community College	0.0%		0
Linfield College	0.0%		0
Metropolitan State College of Denver	0.0%		0
Montana State University-Northern	0.0%		0
Montana Tech	0.0%		0
Oregon State	0.0%		0
Portland State University	0.0%		0
Rocky Mountain College	0.0%		0
Saddleback College	0.0%		0
San Jose State University	0.0%		0
Santa Clara University	0.0%		0
University of California, Riverside	0.0%		0
University of Portland	0.0%		0
University of Utah	0.0%		0
Washington State University	0.0%		0
Western Washington University	0.0%		0
Westminster College	0.0%		0
Whittier College	0.0%		0
Woodbury University	0.0%		0
		Total	0

